

# AMETI Panmure Phase 1 Update

## Recommendation(s)

That the Board:

- i. Notes the update on the status of the AMETI Panmure: Phase 1 works.
- ii. Notes the opening event for the new 1.5km Te Horeta Road will be held on 1 November 2014 and the road will open for public use on 2 November 2014.

## Executive summary

This noting paper is to update the board on the key components and outcomes of the AMETI Panmure Phase 1 works. A presentation providing this update is attached (Attachment 1).

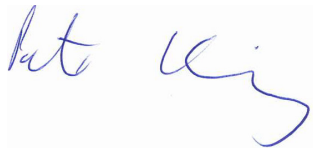


Construction work for AMETI Phase 1: Panmure commenced in November 2011.

The new Panmure Station opened in January 2014 and works on the new 1.5km Te Horeta Road are now nearing completion. A public opening event will be held on 1 November. The new road will be available for public use on 2 November 2014.

## Attachments

Number	Description
1	Presentation: AMETI Panmure Stage 1 Update

## Document ownership

Submitted by	Peter King Programme Director AMETI	
Recommended by	John Worth Group Manager Investment & Development	
Approved for submission	David Warburton Chief Executive	

# AMETI Panmure Stage 1 update



AT Board – October 2014

# Panmure 2011



# Panmure now; construction 95% complete



3 years construction

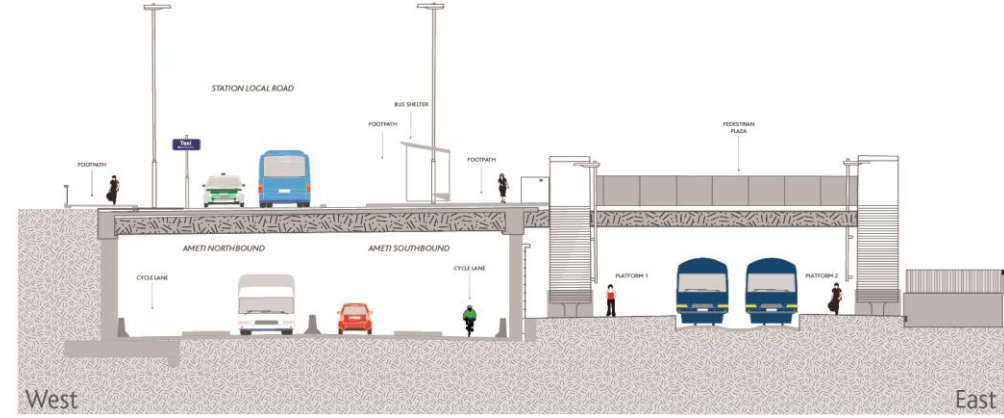

Major traffic changes

# Te Horeta Rd



- 1.5km new road with cycle lanes
- 220m tunnel
- Mt Wellington Highway to Morrin Rd
- Cuts 10 mins from peak time journeys
- 20,000 vehicles a day, incl 2400 trucks

# Te Horeta Rd tunnel



- 220m tunnel
- 5000 truckloads of basalt rock excavated
- Rock reused in new bridges and roads
- Future-proofed for 4 lanes



# New bridges



Mountain Rd Bridge



Ellerslie-Panmure Highway and busway

- Higher and longer for new road and electrification
- 55m deep piles
- Major traffic changes with few issues

# New cycle and pedestrian facilities



- On road cycle lanes – Te Horeta Rd and Ellerslie-Panmure Highway
- Off road shared path
- William Harvey footbridge






# Panmure Station



- \$17.5m new building and platform upgrades
- More shelter
- Quick and easy transfers



- 99% satisfaction with station
- 57% increase in passengers since opening
- Increase in bus/train transfers

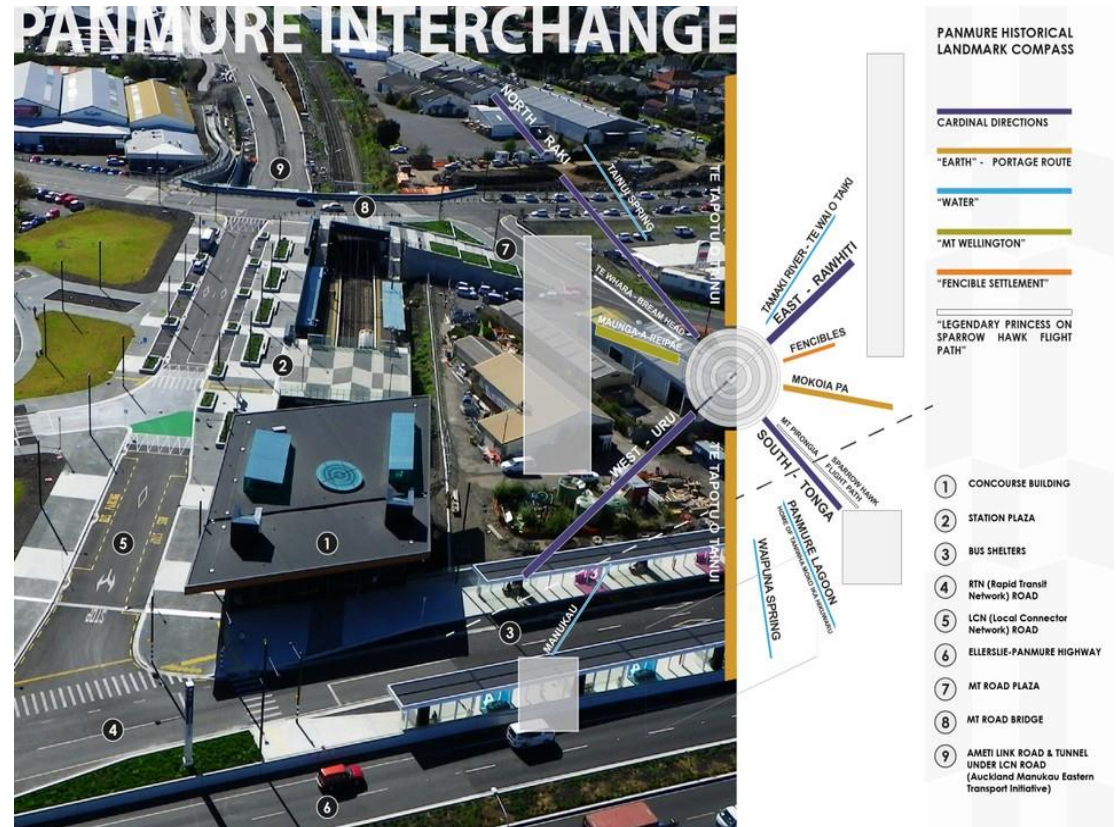
# Stakeholder and community support

“Regular updates meant our Business Association has hardly received any grumpy calls from businesses or the community. Engagement was so quickly put in place & went well above our expectations.” – Panmure Business Association general manager

“The local board has developed excellent relationships with the AMETI team. Few complaints have been received from the community despite the amount of change and disruption associated with this major project.” – Maungakiekie-Tamaki Local Board Chair

# Mana whenua engagement

- Regular hui
- High degree of engagement
- Design input to station
- Cultural monitoring through construction

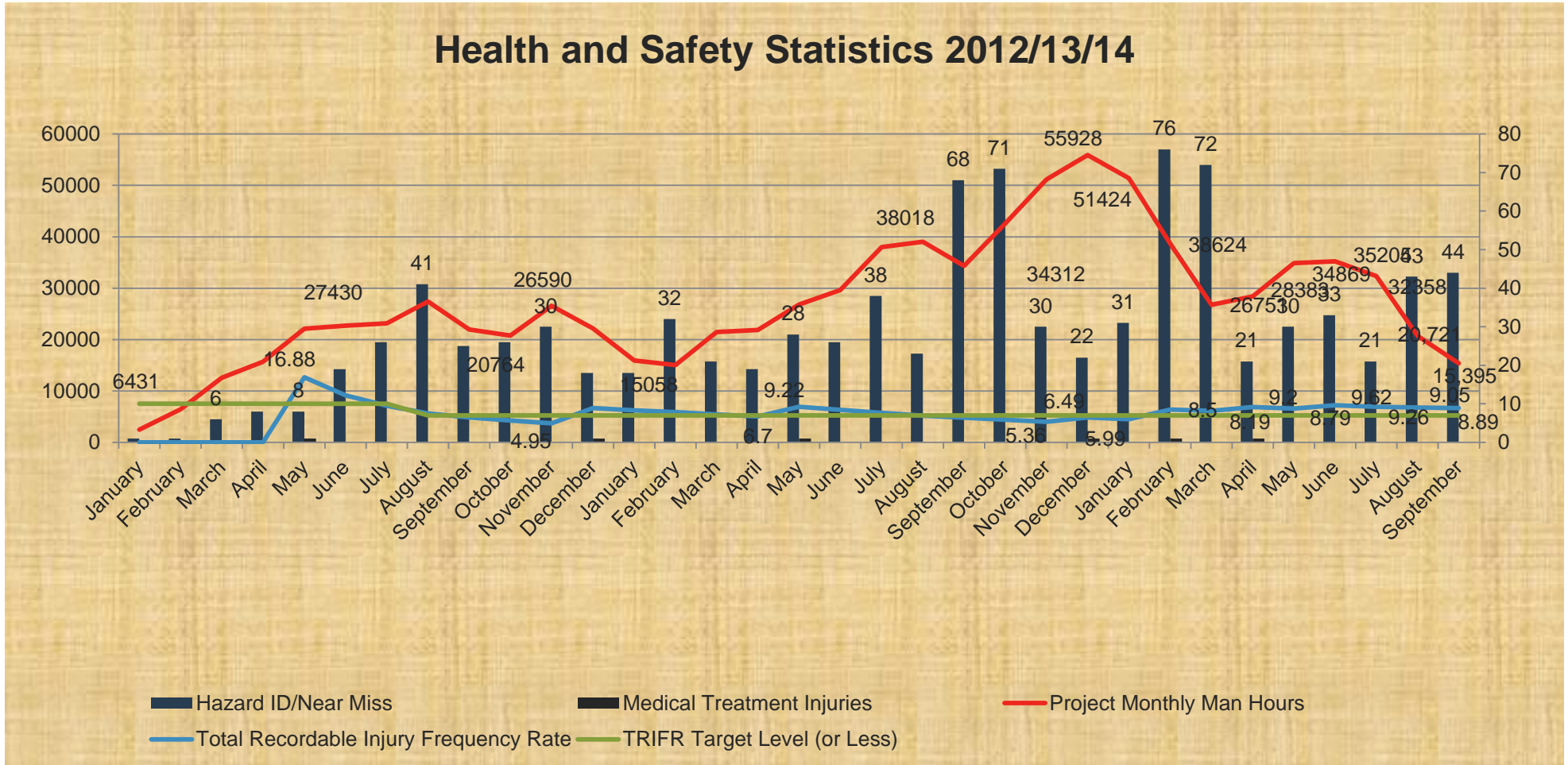


# Financial – Stage 1 Panmure

Construction is now largely complete, minor works will continue until early 2015

- Project budget \$239m
- Actual to September 2014 \$207m
- Estimated outturn cost \$212m

## Health and Safety Statistics 2012/13/14



- Health and safety culture and systems good
- Total recordable injury frequency rate below construction industry norms

# Panmure video

- Video to be inserted here