



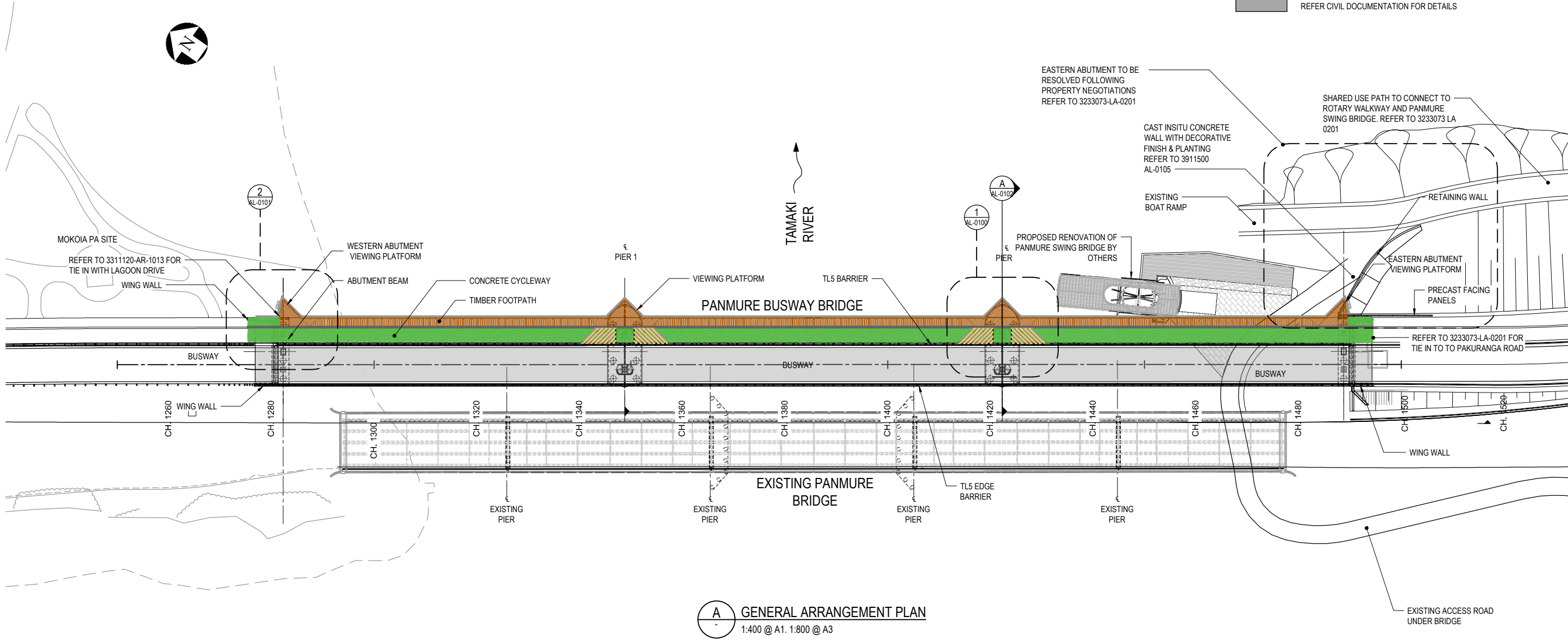


# Appendix E

## Panmure Bridge Issue For Construction Documentation

PAVING / SURFACES

-  EXPOSED AGGREGATE CONCRETE  
INSITU POURED USE LIGHTLY EXPOSED 10mm BASALT CHIP  
AGGREGATE TO ALL NEW FOOTPATHS AND FEATURE BANDING AREAS.
-  VITEX TIMBER PLANKS. REFER TO 3911500-SE-0155 FOR DETAILS
-  'MAHI TOI' ARTWORK FINISHES  
REFER TO 3911500-AL-0100 FOR BUILD UP AND DETAILS
-  ASPHALT  
REFER CIVIL DOCUMENTATION FOR DETAILS



**A** GENERAL ARRANGEMENT PLAN  
1:400 @ A1. 1:800 @ A3

1	FOR CONSTRUCTION	RN	TA	SB	10.12.18				
No.	Revision	By	Chk	Appd	Date				

Drawing Originator:



Original Scale (A1) AS SHOWN	Design	T.ABBOTT	27.07.18	Approved For Construction*
Reduced Scale (A3) HALF SHOWN	Drawn	R.NAIRD	27.07.18	
	Design Checker	S.BOWDEN	27.07.18	
	Design Checker	T.ABBOTT	27.07.18	Date 10.12.18

\* Refer to Revision 1 for Original Signature

Client:



Project: EASTERN BUSWAY 1  
PANMURE TO PAKURANGA  
PANMURE BUSWAY BRIDGE

Title: GENERAL ARRANGEMENT  
LAYOUT PLAN

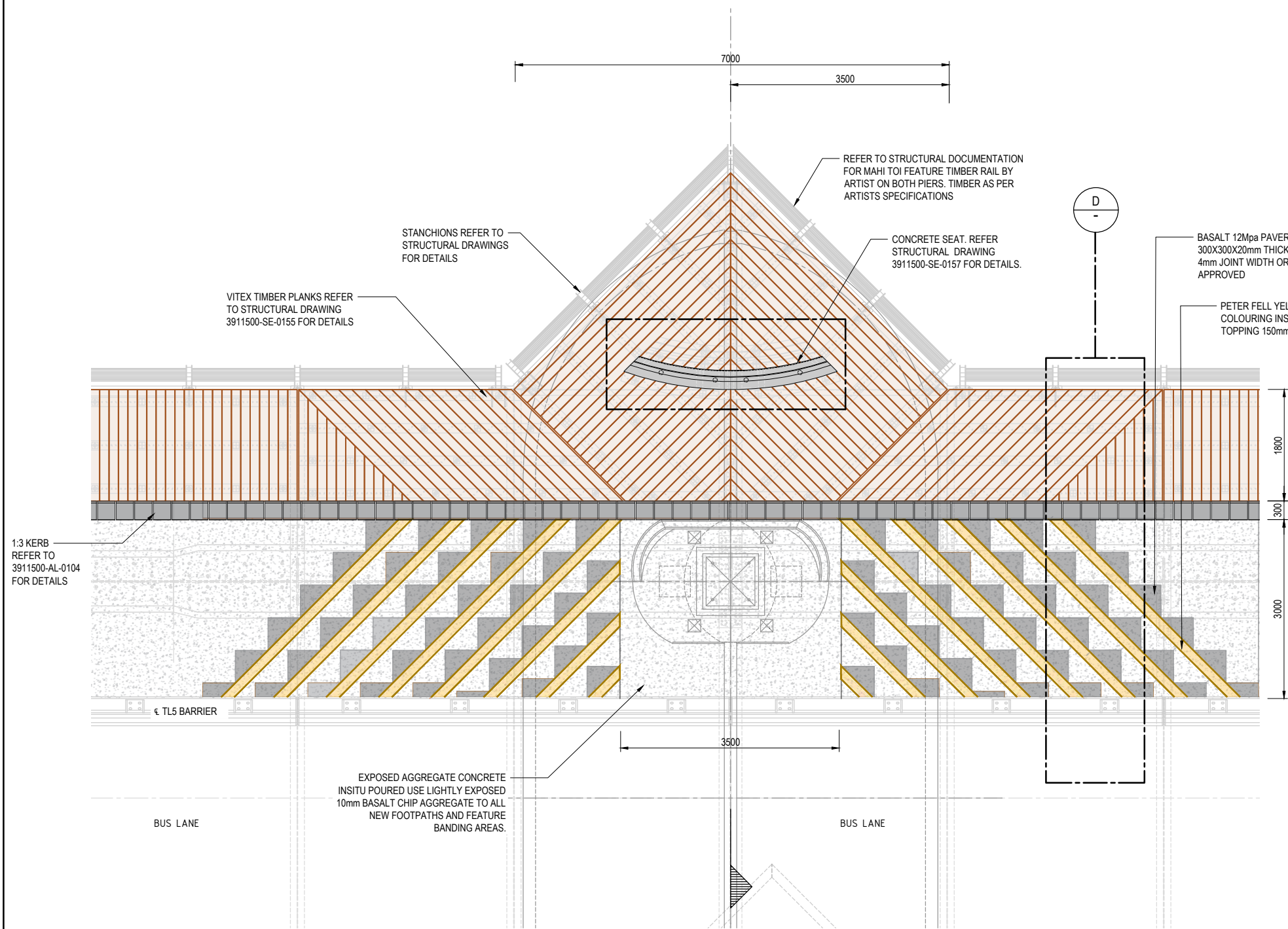
**FOR CONSTRUCTION**

Discipline	LANDSCAPE
Drawing No.	3911500-AL-0001
Rev.	1

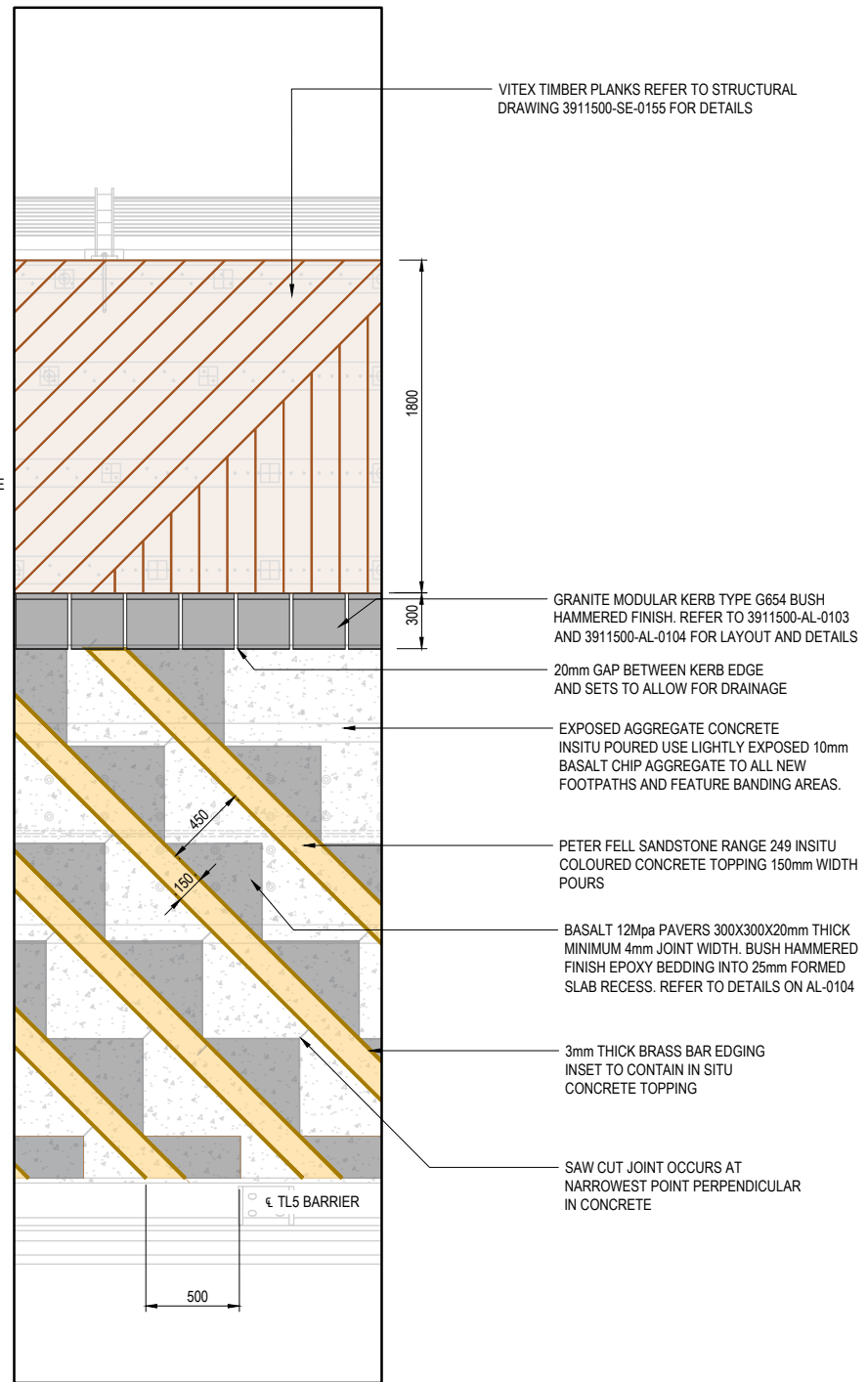


NOTES

1. FOR FURTHER GENERAL STRUCTURAL NOTES REFER DWG 3911500-SE-0101.
2. REFER 3911500 BE SERIES FOR LIGHTING DRAWINGS
3. PIERS 1 & 2 ARE THE SAME
4. REFER TO 3911500-SE-0155 FOR TIMBER DECK DETAILS



1 PIER 1 & 2 VIEWING PLATFORMS - DECKING & CYCLEWAY PLAN  
AL-0001 1:50



D PIER 1 & 2 VIEWING PLATFORMS - SURFACE FINISHED  
1:20

No.	Revision	By	Chk	Appd	Date
1	FOR CONSTRUCTION	RN	TA	SB	10.12.18



Original Scale (A1) AS SHOWN	Design	T.ABBOTT	27.07.18	Approved For Construction*
Reduced Scale (A3)	Drawn	R.NAIRN	27.07.18	
	Design Checker	S.BOWDEN	27.07.18	
	Design Checker	T.ABBOTT	27.07.18	Date 10.12.18



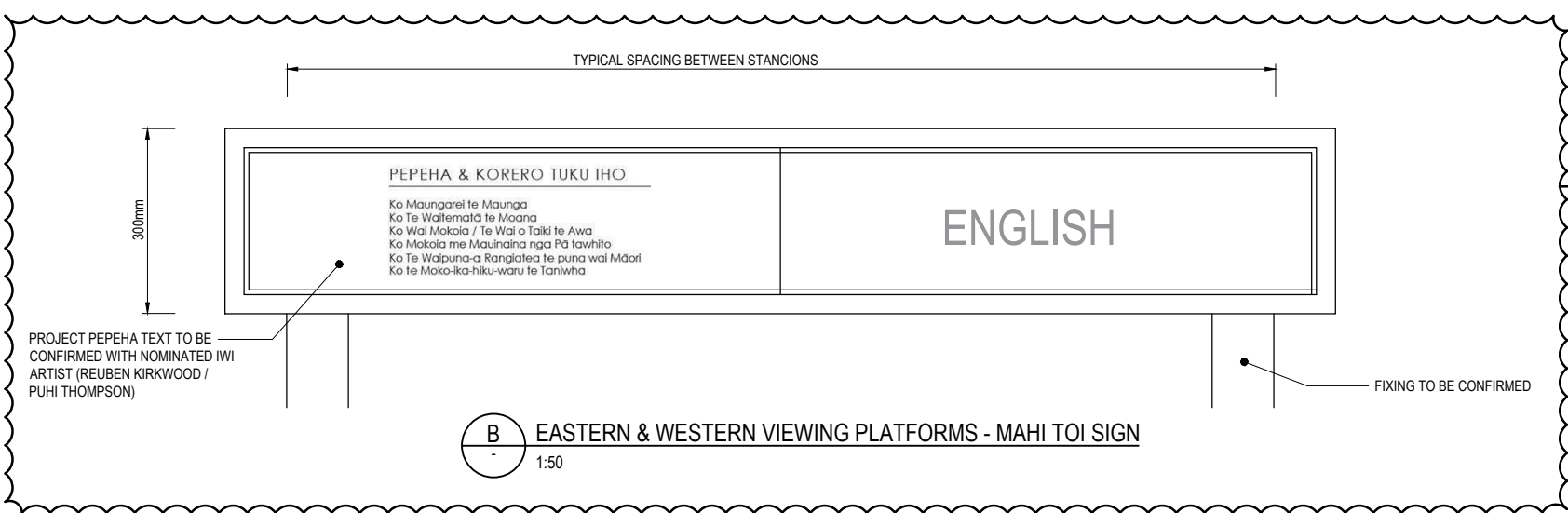
Project: EASTERN BUSWAY 1  
PANMURE TO PAKURANGA  
PANMURE BUSWAY BRIDGE

Title: PIERS 1 & 2 VIEWING PLATFORM  
MAHI TOI LAYOUT PLAN

Discipline	LANDSCAPE
Drawing No.	3911500-AL-0100
Rev.	1

FOR CONSTRUCTION



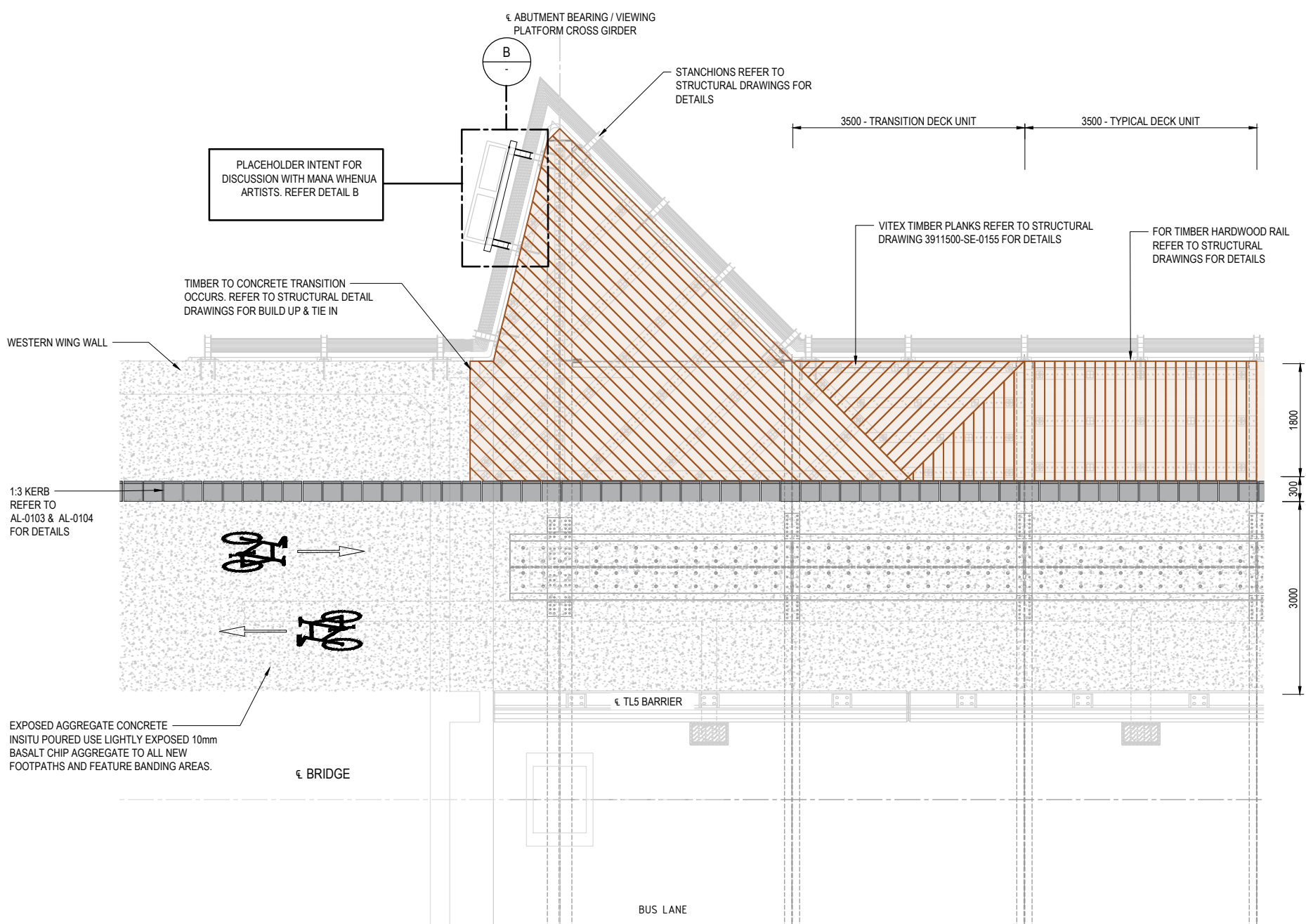


**B** EASTERN & WESTERN VIEWING PLATFORMS - MAHI TOI SIGN  
1:50

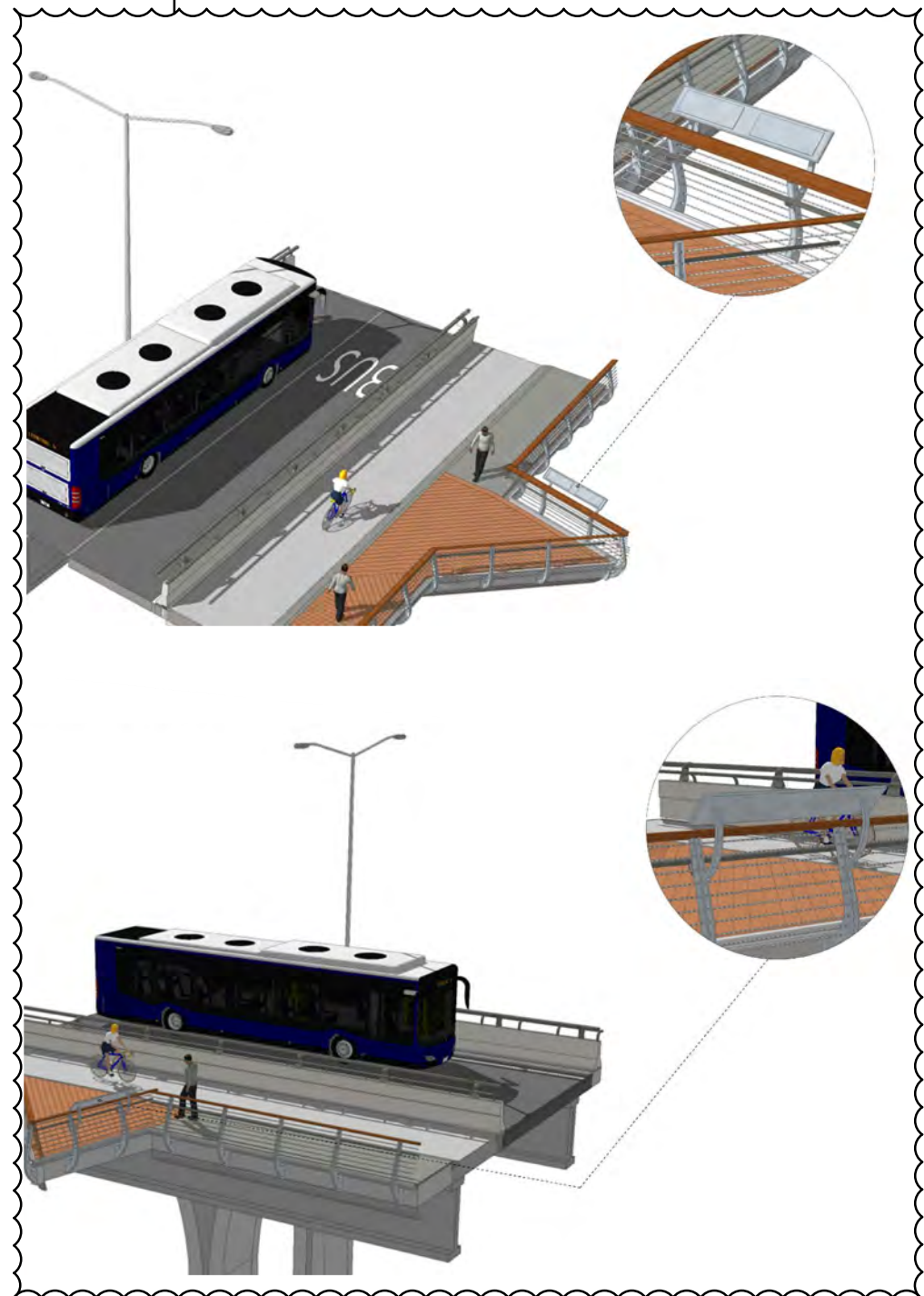
DESIGN PLACEHOLDER INTENT FOR DISCUSSION WITH MANA WHENUA ARTISTS. TO BE REVISED AND CONFIRMED

**NOTES**

1. FOR FURTHER GENERAL STRUCTURAL NOTES REFER DWG 3911500-SE-0101.
2. REFER 3911500-BE SERIES FOR LIGHTING DRAWINGS
3. EASTERN ABUTMENT MIRRORS THE WESTERN ABUTMENT FINISHES. FOR FURTHER DETAILS OF ABUTMENT REFER TO 3911500-SE-0120
4. REFER TO 3911500-SE-0155 FOR TIMBER DECK DETAILS



**2** WESTERN ABUTMENT VIEWING PLATFORM - DECKING & CYCLEWAY PLAN  
AL-0001 1:100



**B** MAHI TOI INDICATIVE SIGN - 3D  
NTS

**FOR CONSTRUCTION**

No.	Revision	By	Chk	Appd	Date
1	FOR CONSTRUCTION	RN	TA	SB	10.12.18



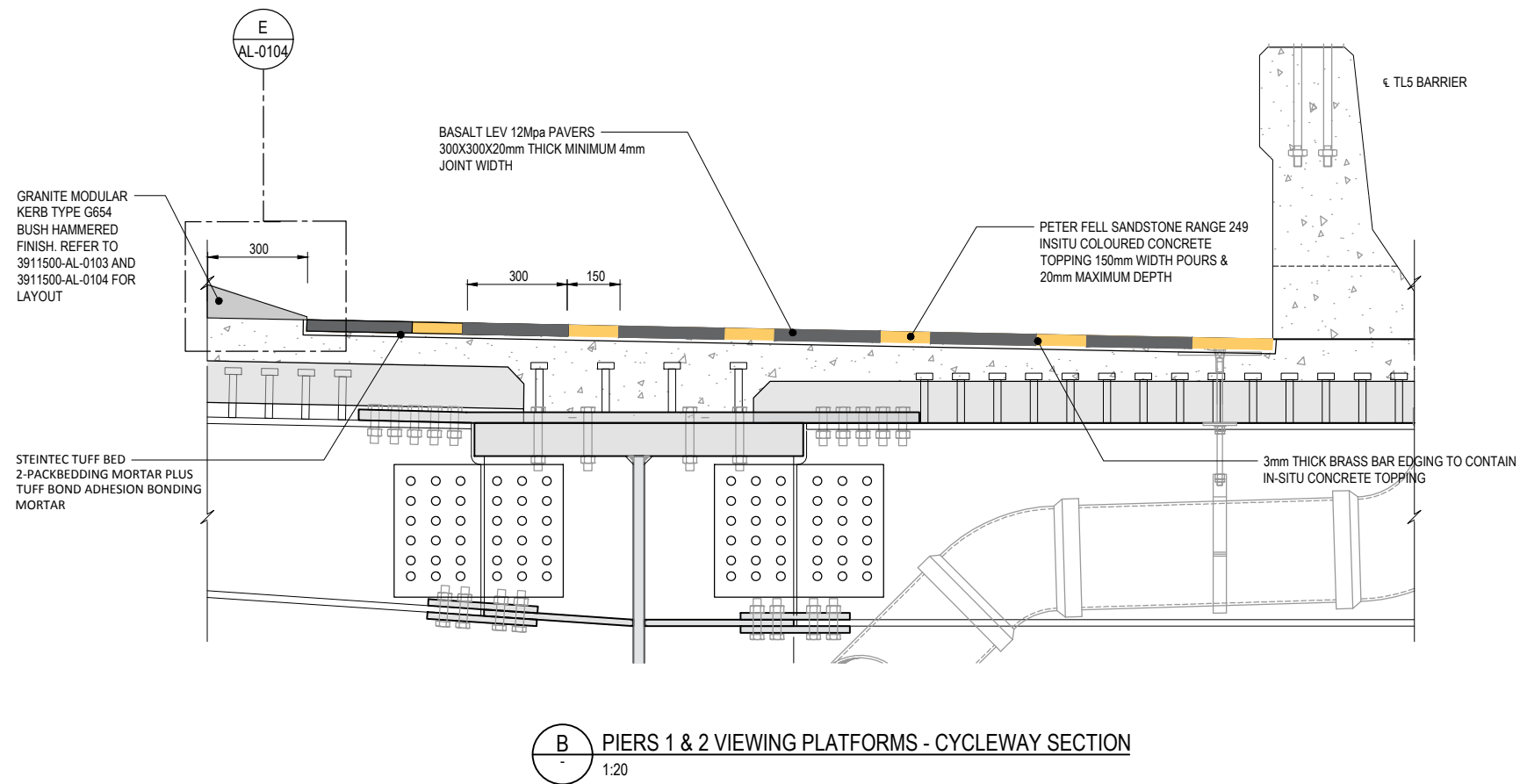
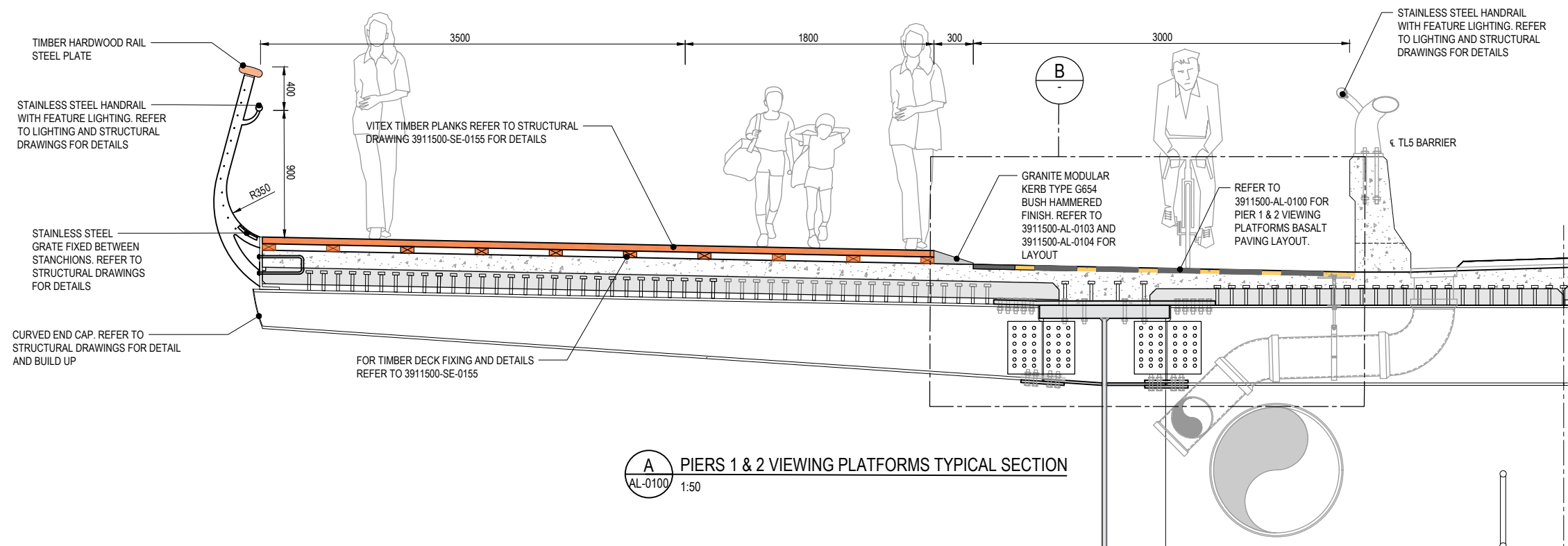
Original Scale (A1) AS SHOWN	Design	T.ABBOTT	27.07.18	Approved For Construction*
Reduced Scale (A3) HALF SHOWN	Drawn	R.NAIRN	27.07.18	
	Design Checker	S.BOWDEN	27.07.18	
	Design Check	T.ABBOTT	27.07.18	Date 10.12.18



Client: EASTERN BUSWAY 1  
PANMURE TO PAKURANGA  
PANMURE BUSWAY BRIDGE

Abutment Viewing Platforms  
MAHI TOI LAYOUT PLAN

Discipline	LANDSCAPE
Drawing No.	3911500-AL-0101
Rev.	1



1	FOR CONSTRUCTION	RN	TA	SB	10.12.18
No.	Revision	By	CHK	Appd	Date

Drawing Originator:  
**Beca**

Original Scale (A1) AS SHOWN  
Design Drawn T.ABBOTT 27.07.18 Approved For Construction\*  
R.NAIRD 27.07.18  
Design Verifier S.BOWDEN 27.07.18  
Design Check T.ABBOTT 27.07.18 Date 10.12.18  
HALF SHOWN \*Refer to Revision 1 for Original Signature

Client:  
**AT**

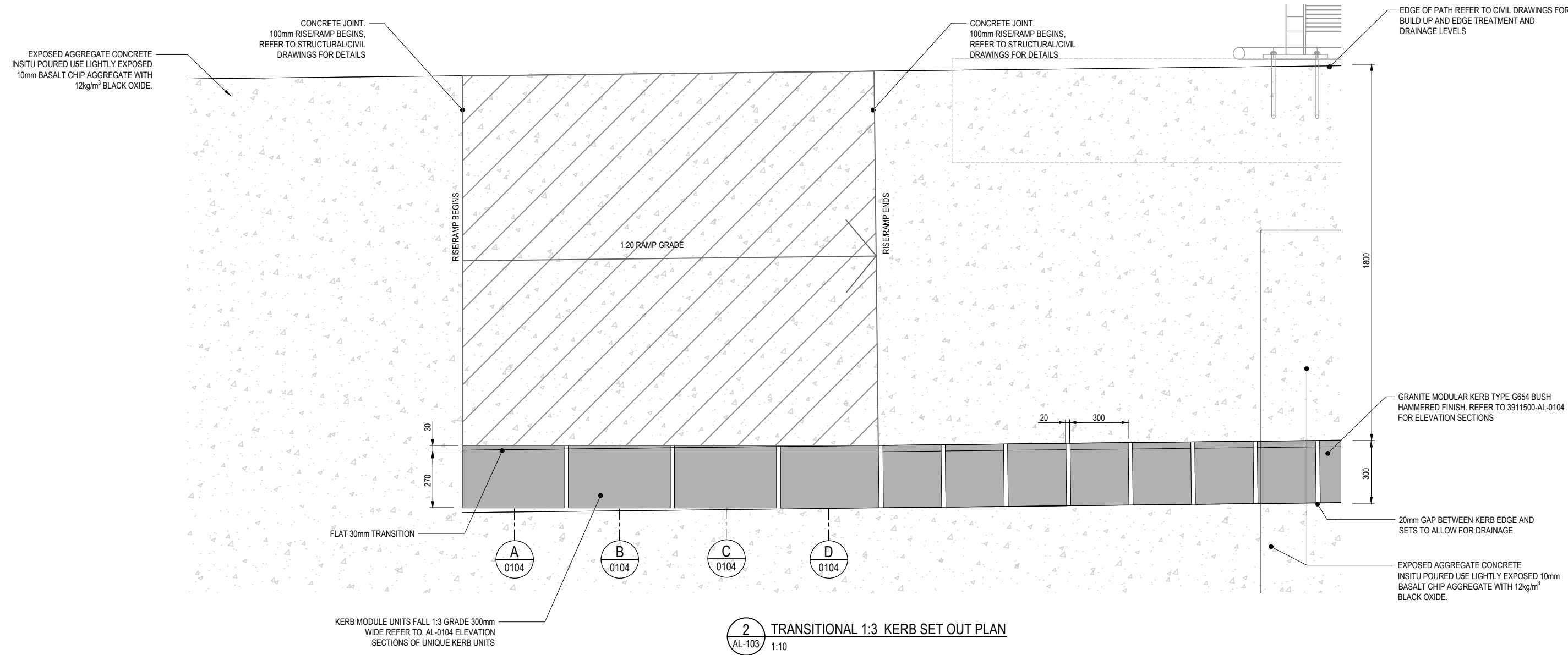
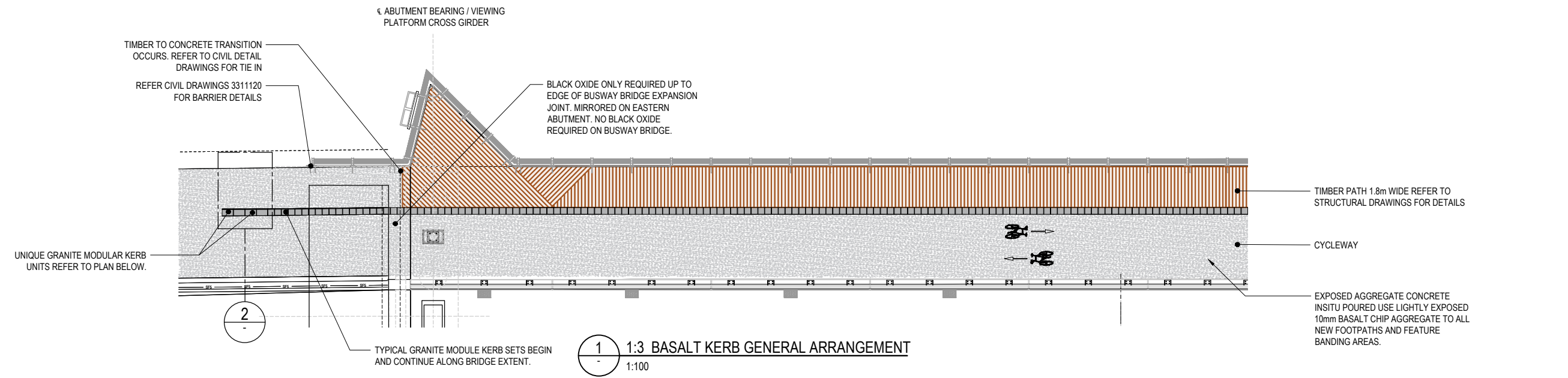
Project:  
EASTERN BUSWAY 1  
PANMURE TO PAKURANGA  
PANMURE BUSWAY BRIDGE

PIERS 1 & 2 VIEWING PLATFORMS  
MAHI TOI SECTIONS

Discipline: LANDSCAPE  
Drawing No: 3911500-AL-0102  
Rev: 1

FOR CONSTRUCTION





1	FOR CONSTRUCTION	RN	TA	SB	10.12.18
No.	Revision	By	CHK	Appl	Date

Drawing Originator:

**Beca**

Original Scale (A1) AS SHOWN	Design	T.ABBOTT	27.07.18	Approved For Construction*
Reduced Scale (A3)	Drawn	R.NAIRN	27.07.18	
	Design Checker	S.BOWDEN	27.07.18	
	Design Checker	T.ABBOTT	27.07.18	Date 10.12.18
HALF SHOWN	*Refer to Revision 1 for Original Signature			

Client:

**AT**

Project:

EASTERN BUSWAY 1  
PANMURE TO PAKURANGA  
PANMURE BUSWAY BRIDGE

Title:

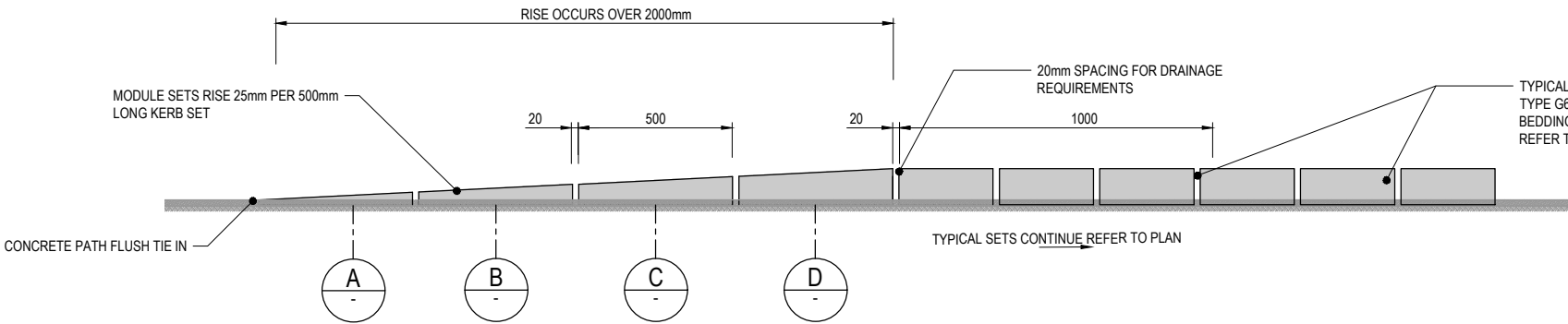
MODULAR STONE KERB  
TYPICAL DETAILS  
SHEET 1 OF 2

Discipline	LANDSCAPE
Drawing No.	3911500-AL-0103
Rev.	1

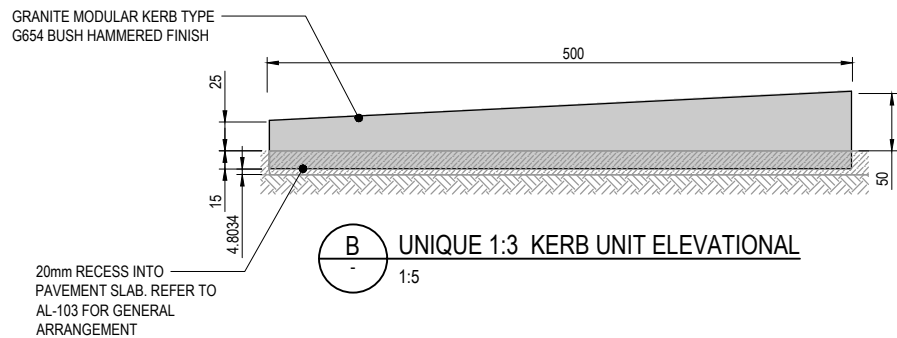
**FOR CONSTRUCTION**

NOTES

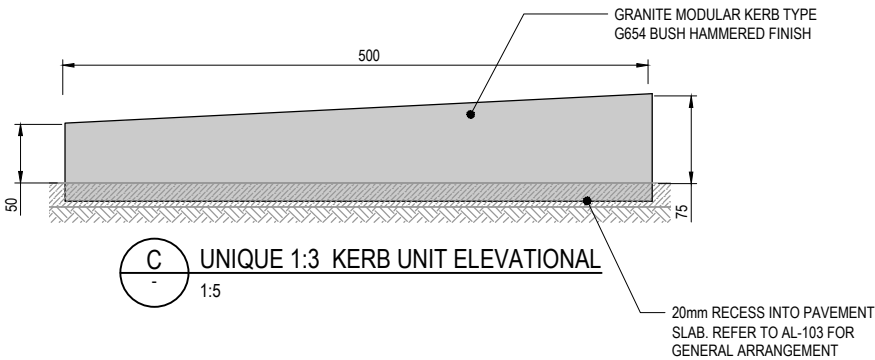
1. FOR FURTHER GENERAL STRUCTURAL NOTES REFER DRAWING 3911500-SE-0101
2. KERB ARRANGEMENT & LAYOUT TYPICAL TO BOTH EASTERN & WESTERN ABUTMENTS



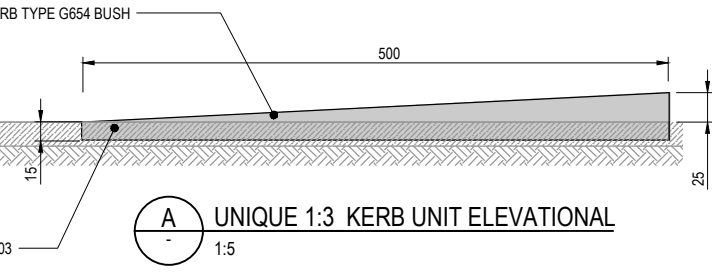
1 UNIQUE 1:3 KERB ELEVATION - TRANSITIONAL RAMP  
1:10



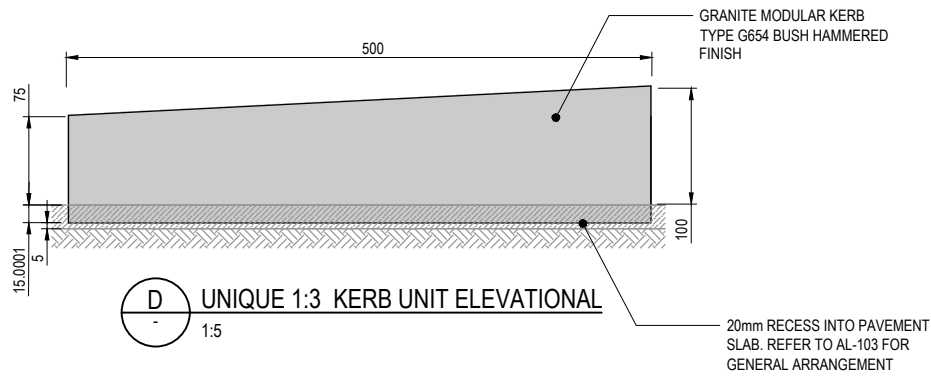
B UNIQUE 1:3 KERB UNIT ELEVATIONAL  
1:5



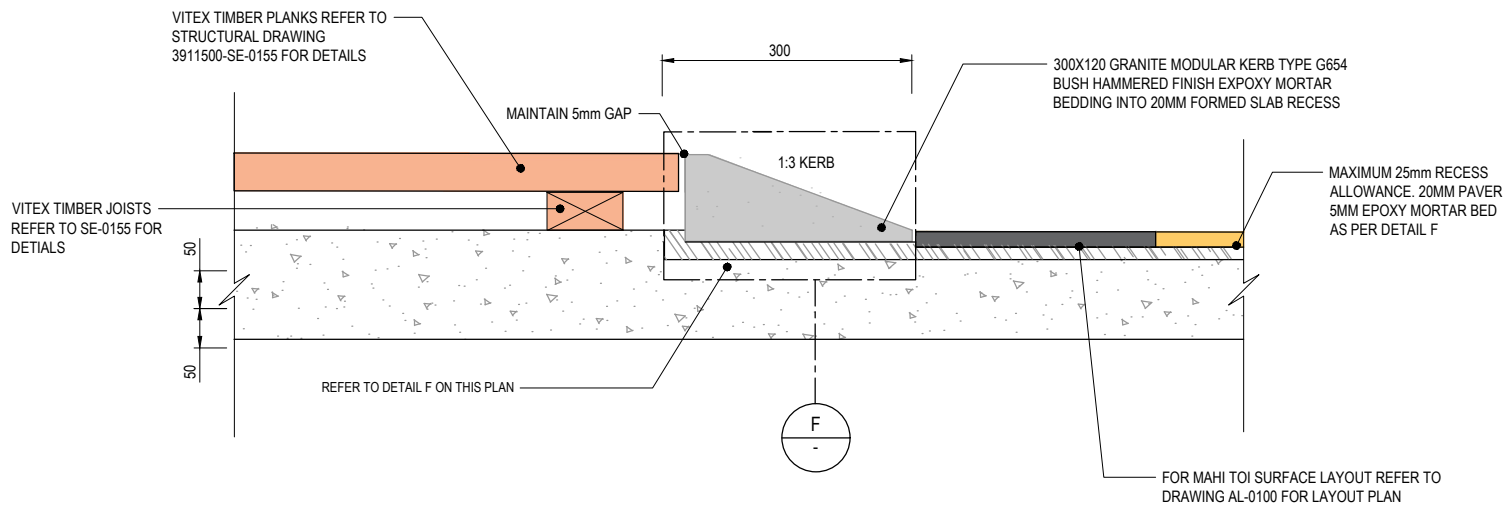
C UNIQUE 1:3 KERB UNIT ELEVATIONAL  
1:5



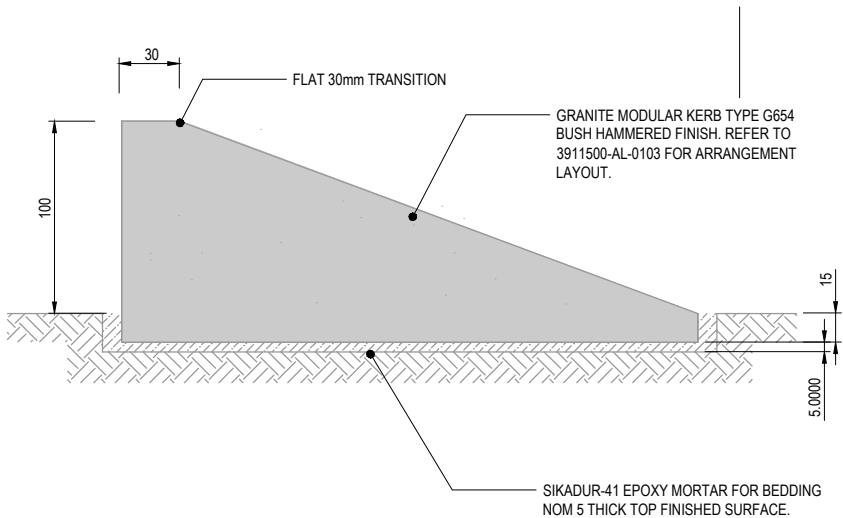
A UNIQUE 1:3 KERB UNIT ELEVATIONAL  
1:5



D UNIQUE 1:3 KERB UNIT ELEVATIONAL  
1:5



E TYPICAL 1:3 BASALT KERB DETAIL  
1:10



F TYPICAL 1:3 BASALT KERB DETAIL  
1:5

FOR CONSTRUCTION

No.	Revision	By	Chk	Appd	Date
1	FOR CONSTRUCTION	RN	TA	SB	10.12.18

Drawing Originator:  
**Beca**

Original Scale (A1) AS SHOWN	Design	T.ABBOTT	27.07.18	Approved For Construction*
Reduced Scale (A3)	Drawn	R.NAIRD	27.07.18	
	Design Checker	S.BOWDEN	27.07.18	
	Design Check	T.ABBOTT	27.07.18	Date 10.12.18



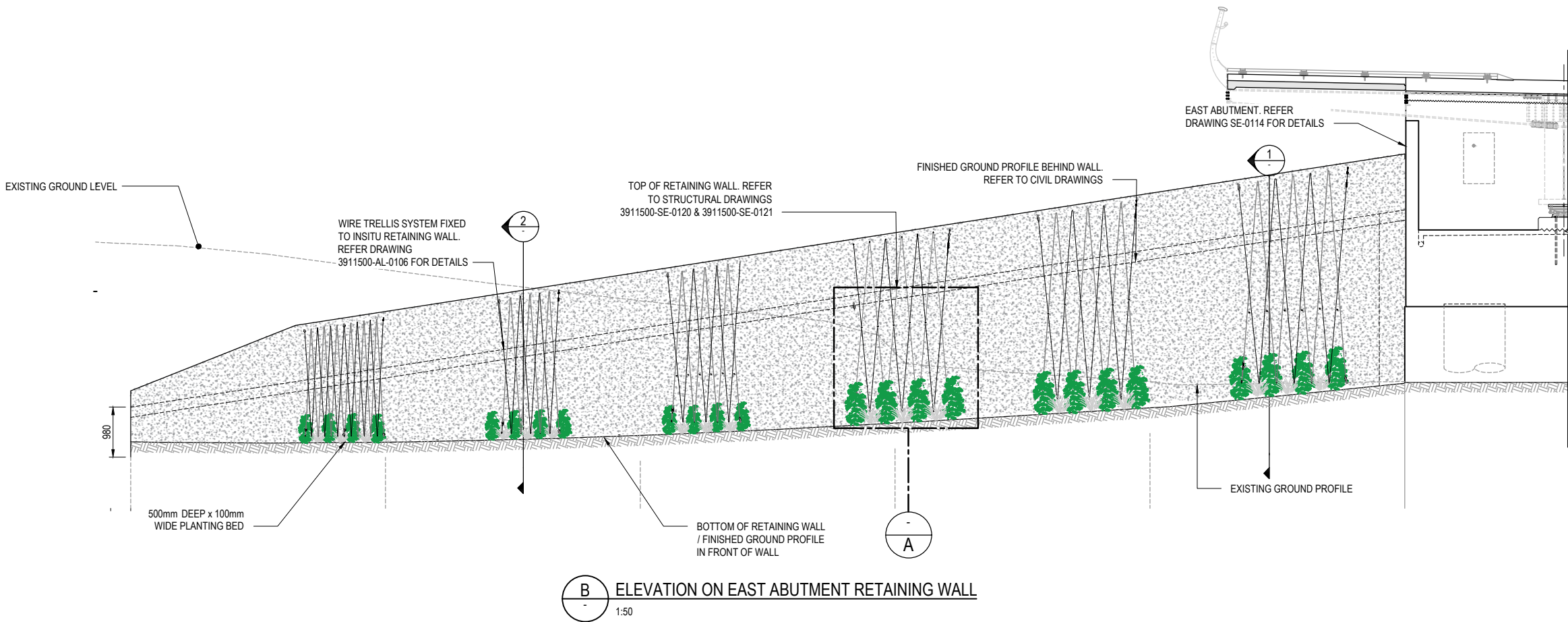
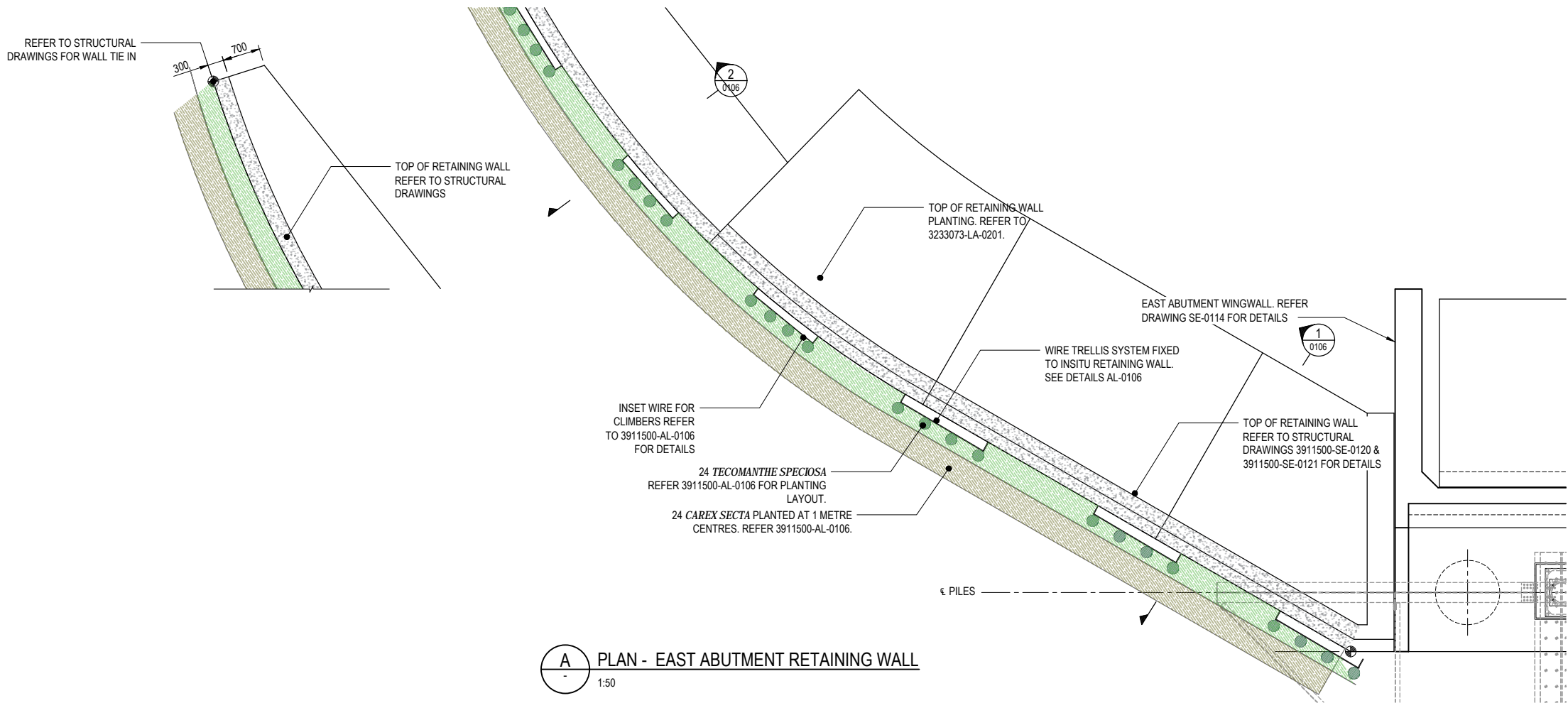
Project: EASTERN BUSWAY 1  
PANMURE TO PAKURANGA  
PANMURE BUSWAY BRIDGE

Title: MODULAR STONE KERB  
TYPICAL DETAILS  
SHEET 2 OF 2

Discipline	LANDSCAPE
Drawing No.	3911500-AL-0104
Rev.	1

NOTES

1. REFER DRAWINGS SE-0101 & 0102 FOR GENERAL NOTES.
2. WITHIN 2.5m FROM RETAINING WALL, BACKFILL COMPACTION EQUIPMENT SHALL BE LIMITED.
3. REFER TO LANDSCAPE SPECIFICATIONS FOR FURTHER PLANTING DETAIL.
4. REFER TO 3311120-AR1101 FOR PLANTING DETAILS.
5. REFER TO 3233073-LA-0201 FOR PLANTING LAYOUT TOP OF RETAINING WALL.



No.	Revision	By	CHK	Appd	Date
1	FOR CONSTRUCTION	RN	TA	SB	10.12.18

Drawing Originator:

**Beca**

Original Scale (A1) AS SHOWN	Design	T.ABOTT	27.07.18	Approved For Construction*
Reduced Scale (A3) HALF SHOWN	Drawn	R.NAIRN	27.07.18	
	Design Checker	S.BOWDEN	27.07.18	
	Design Check	T.ABOTT	27.07.18	Date 10.12.18

Client:

**AT**

Project:

EASTERN BUSWAY 1  
PANMURE TO PAKURANGA  
PANMURE BUSWAY BRIDGE

Title:

EAST ABUTMENT  
RETAINING WALL  
SHEET 1 OF 2

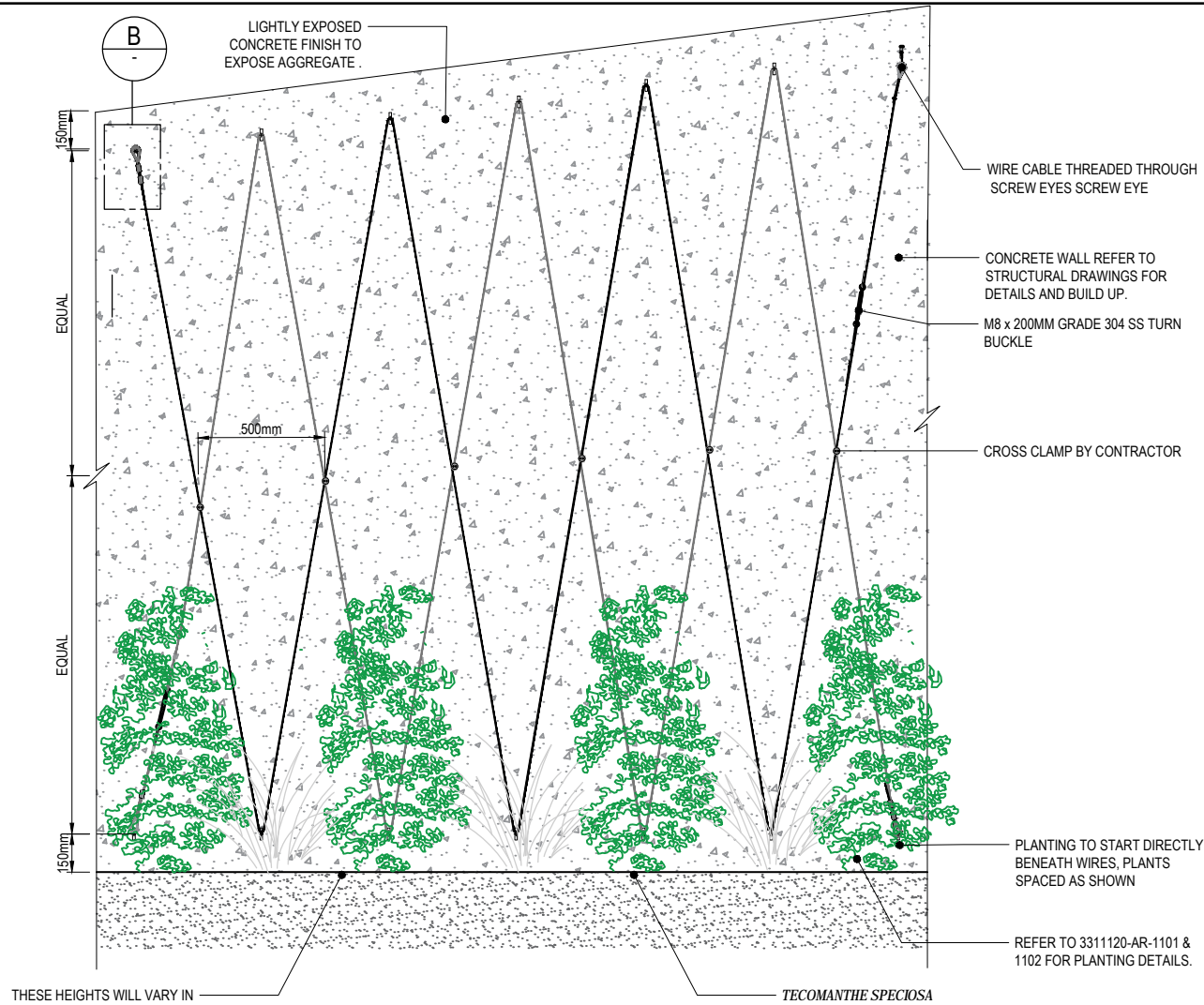
Discipline	LANDSCAPE
Drawing No.	3911500-AL-0105
Rev.	1

FOR CONSTRUCTION

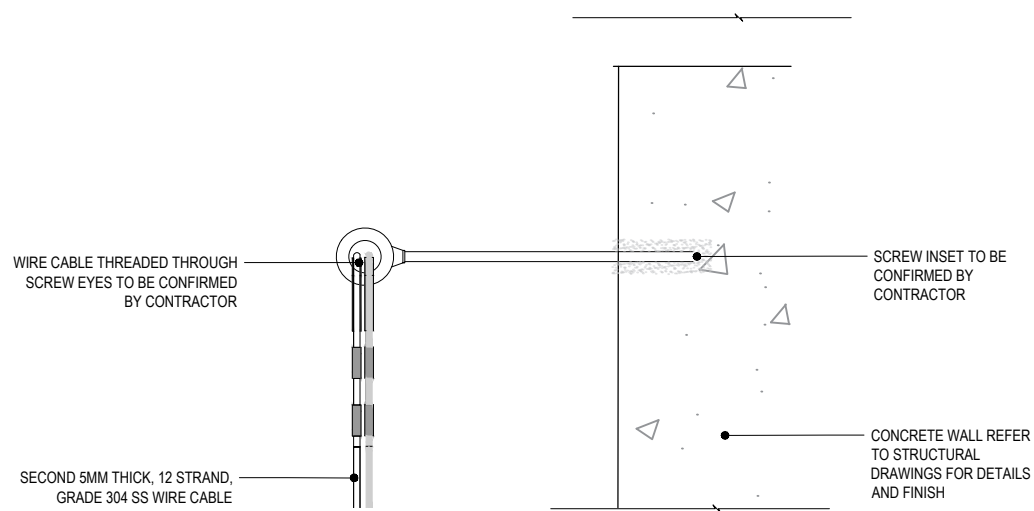


NOTES

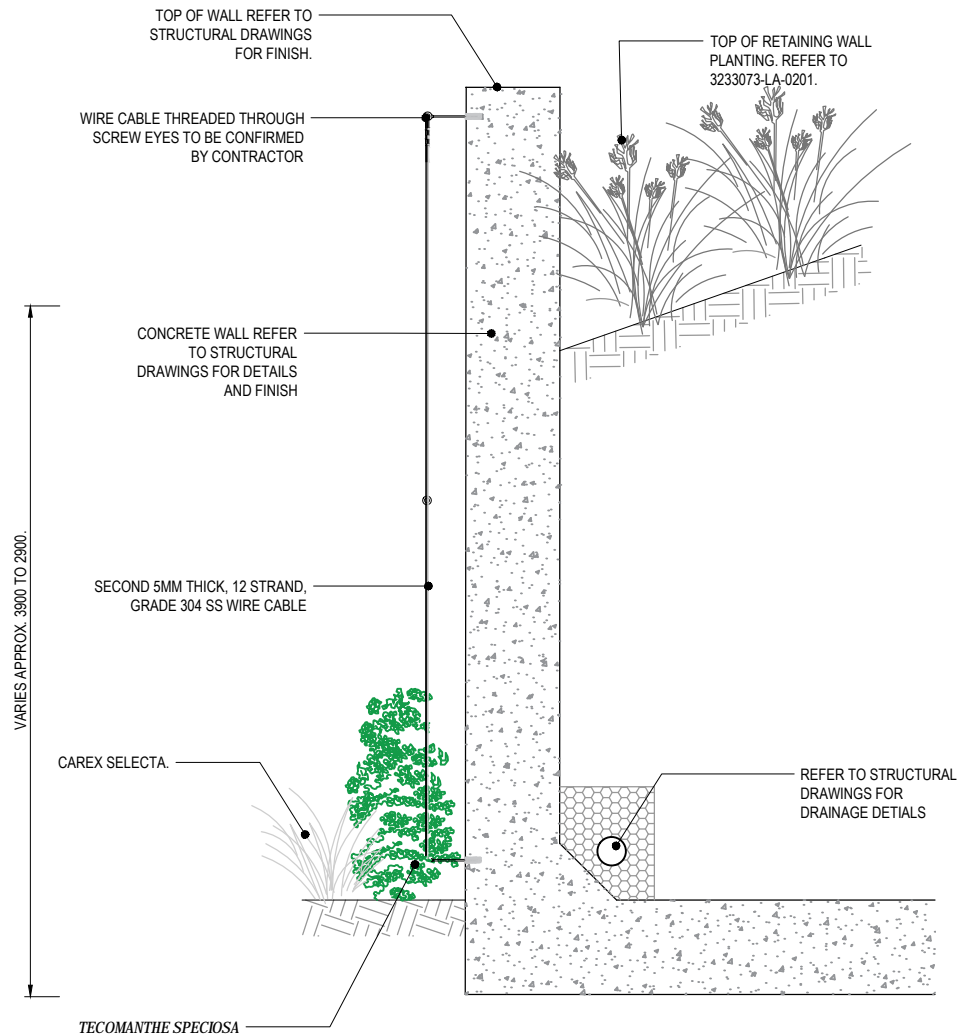
1. REFER DRAWINGS SE-0101 & 0102 FOR GENERAL NOTES.
2. WITHIN 2.5m FROM RETAINING WALL, BACKFILL COMPACTION EQUIPMENT SHALL BE LIMITED.



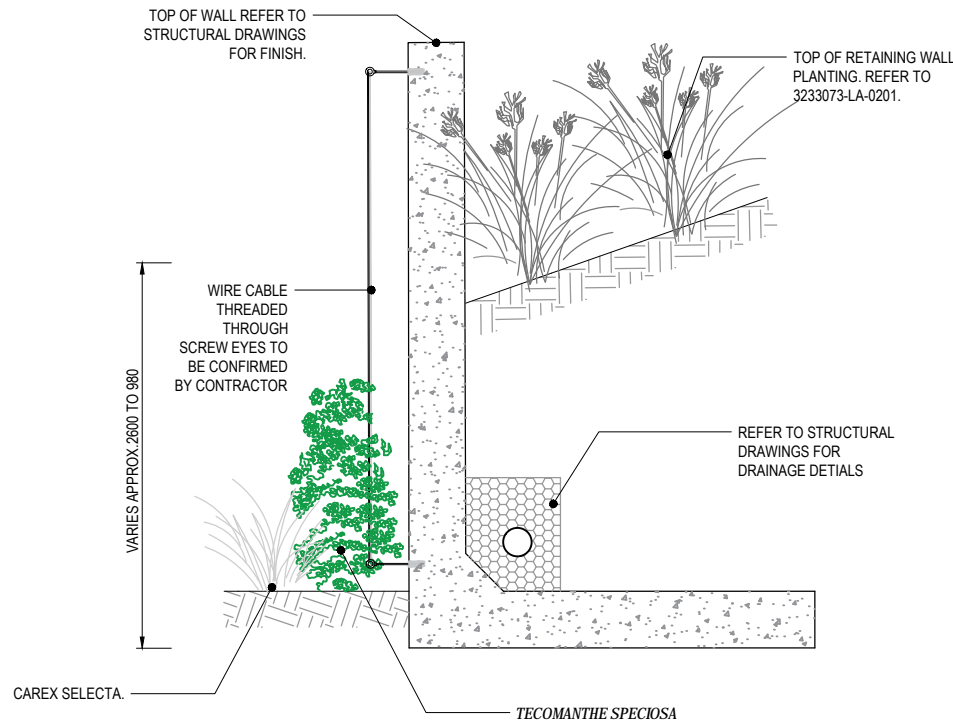
A WIRE PLANTING CONFIGURATION - ELEVATION  
1:50



B DETAIL WIRE FIXING  
1:50



1 SECTION  
1:50



2 SECTION  
1:50

FOR CONSTRUCTION

No.	Revision	By	CHK	Appd	Date
1	FOR CONSTRUCTION	RN	TA	SB	10.12.18



Original Scale (A1) AS SHOWN	Design	R.NAIRN	27.07.18	Approved For Construction*
Reduced Scale (A3)	Drawn	T.ABBOTT	27.07.18	
	Design Checker	S.BOWDEN	27.07.18	
	Drawn	T.ABBOTT	27.07.18	Date 10.12.18



Project: EASTERN BUSWAY 1  
PANMURE TO PAKURANGA  
PANMURE BUSWAY BRIDGE

Title: EAST ABUTMENT  
RETAINING WALL  
SHEET 2 OF 2

Discipline	LANDSCAPE
Drawing No.	3911500-AL-0106
Rev.	1