



Southern Line



please signal driver

Rail Bus & Train Timetable

Friday 13 May 2022

Rail buses replace trains between Pukekohe and Ōtāhuhu



Towards Britomart City Centre

STATION	Pukekohe	Papakura	Takanini	Te Mahia	Manurewa	Homai	Puhinui	Papatoetoe	Middlemore	Ōtāhuhu Rail Bus	Ōtāhuhu Train	Penrose	Ellerslie	Greenlane	Remuera	Newmarket	Parnell	Britomart	
RAIL BUS STOP	Pukekohe Bus Station Stop 2850	Opposite 7 Railway St West Stop 2554	Opposite 152 Great South Rd Stop 2539	279 Great South Rd Stop 2403	Stop A Manurewa Interchange Stop 6048	Homai Interchange Stop 6105	Puhinui Station Stop 1793	Stop B Papatoetoe Station Stop 2381	Opposite 100 Hospital Rd Stop 2024	Stop A Ōtāhuhu Interchange Stop 1775	-	-	-	-	-	-	-	-	
TRAIN	-	05:16	05:20	05:22	05:24	05:27	05:33	05:35	05:38	-	05:41	05:46	05:49	05:51	05:54	05:57	06:01	06:06	
TRAIN	05:13	05:31	-	-	-	-	-	-	-	-	-	-	-	-	-	-	-	-	
TRAIN	-	05:36	05:40	05:42	05:44	05:47	05:53	05:55	05:58	-	06:01	06:06	06:09	06:11	06:14	06:17	06:21	06:26	
TRAIN	-	05:56	06:00	06:02	06:04	06:07	06:13	06:15	06:18	-	06:21	06:26	06:29	06:31	06:34	06:37	06:41	06:46	
TRAIN	05:43	06:01	-	-	-	-	-	-	-	-	-	-	-	-	-	-	-	-	
Running at the following minutes past each hour between 6:03am and 9:06am, and from 3:21pm until 7:03pm																			
TRAIN	-	:06	:10	:12	:14	:17	:23	:25	:28	-	:31	:36	:39	:41	:44	:47	:51	:56	
TRAIN	-	:14	:18	:20	:22	:25	:32	:34	:37	-	:41	:46	:49	:51	:54	:57	:01	:06	
TRAIN	:03	:21	-	-	-	-	-	-	-	-	-	-	-	-	-	-	-	-	
TRAIN	-	:26	:30	:32	:34	:37	:43	:45	:48	-	:51	:56	:59	:01	:04	:07	:11	:16	
TRAIN	-	:36	:40	:42	:44	:47	:53	:55	:58	-	:01	:06	:09	:11	:14	:17	:21	:26	
TRAIN	:21	:39	-	-	-	-	-	-	-	-	-	-	-	-	-	-	-	-	
TRAIN	-	:44	:48	:50	:52	:55	:02	:04	:07	-	:11	:16	:19	:21	:24	:27	:31	:36	
TRAIN	-	:56	:00	:02	:04	:07	:13	:15	:18	-	:21	:26	:29	:31	:34	:37	:41	:46	
TRAIN	:43	:01	-	-	-	-	-	-	-	-	-	-	-	-	-	-	-	-	
Then at the following minutes past each hour from 9:13am and 3:13pm																			
TRAIN	-	:16	:20	:22	:24	:27	:33	:35	:38	-	:41	:46	:49	:51	:54	:57	:01	:06	
TRAIN	:13	:31	-	-	-	-	-	-	-	-	-	-	-	-	-	-	-	-	
TRAIN	-	:36	:40	:42	:44	:47	:53	:55	:58	-	:01	:06	:09	:11	:14	:17	:21	:26	
TRAIN	-	:56	:00	:02	:04	:07	:13	:15	:18	-	:21	:26	:29	:31	:34	:37	:41	:46	
TRAIN	:43	:01	-	-	-	-	-	-	-	-	-	-	-	-	-	-	-	-	
Then at the following times																			
TRAIN	19:03	19:21	-	-	-	-	-	-	-	-	-	-	-	-	-	-	-	-	
TRAIN	-	19:36	19:40	19:42	19:44	19:47	19:53	19:55	19:58	-	20:01	20:06	20:09	20:11	20:14	20:17	20:21	20:26	
TRAIN	19:21	19:39	-	-	-	-	-	-	-	-	-	-	-	-	-	-	-	-	
TRAIN	19:43	20:01	-	-	-	-	-	-	-	-	-	-	-	-	-	-	-	-	
TRAIN	-	20:06	20:10	20:12	20:14	20:17	20:23	20:25	20:28	-	20:31	20:36	20:39	20:41	20:44	20:47	20:51	20:56	
TRAIN	20:07	20:25	-	-	-	-	-	-	-	-	-	-	-	-	-	-	-	-	
TRAIN	-	20:36	20:40	20:42	20:44	20:47	20:53	20:55	20:58	-	21:01	21:06	21:09	21:11	21:14	21:17	21:21	21:26	
TRAIN	20:37	20:55	-	-	-	-	-	-	-	-	-	-	-	-	-	-	-	-	
TRAIN	-	21:06	21:10	21:12	21:14	21:17	21:23	21:25	21:28	-	21:31	21:36	21:39	21:41	21:44	21:47	21:51	21:56	
TRAIN	21:07	21:25	-	-	-	-	-	-	-	-	-	-	-	-	-	-	-	-	
TRAIN	-	21:36	21:40	21:42	21:44	21:47	21:53	21:55	21:58	-	22:01	22:06	22:09	22:11	22:14	22:17	22:21	22:26	
TRAIN	21:37	21:55	-	-	-	-	-	-	-	-	-	-	-	-	-	-	-	-	
RBS/TRAIN	21:11	21:35	21:44	21:48	21:52	21:59	22:06	22:11	22:16	22:21	22:31	22:36	22:39	22:41	22:44	22:47	22:51	22:56	
RBS/TRAIN	21:41	22:05	22:14	22:18	22:22	22:29	22:36	22:41	22:46	22:51	23:01	23:06	23:09	23:11	23:14	23:17	23:21	23:26	
RBS/TRAIN	22:11	22:35	22:44	22:48	22:52	22:59	23:06	23:11	23:16	23:21	23:31	23:36	23:39	23:41	23:44	23:47	23:51	23:56	
RBS/TRAIN	22:41	23:05	23:14	23:18	23:22	23:29	23:36	23:41	23:46	23:51	00:01	00:06	00:09	00:11	00:14	00:17	00:21	00:26	
RBS/TRAIN	23:11	23:35	23:44	23:48	23:52	23:59	00:06	00:11	00:16	00:21	00:31	00:36	00:39	00:41	00:44	00:47	00:51	00:56	
RBS/TRAIN	23:41	00:05	00:14	00:18	00:22	00:29	00:36	00:41	00:46	00:51	01:01	01:06	01:09	01:11	01:14	01:17	01:21	01:26	
RBS/TRAIN	00:11	00:35	00:44	00:48	00:52	00:59	01:06	01:11	01:16	01:21	01:31	01:36	01:39	01:41	01:44	01:47	01:51	01:56	

RBS = Rail Bus Southern Line

- Please make yourself visible to the bus driver and signal the driver to stop.
- Customers paying by cash must purchase train tickets at a train station before boarding Rail Buses.
- AT HOP customers must tag-on when boarding and tag-off when leaving the bus.
- Your AT HOP fare for combined bus and train trips will be calculated based on the start and end of the journey. The journey can use up to five bus or train trips within four hours, with a maximum transfer time of 30 minutes between each trip (excludes SkyBus services).
- Terms of use for AT HOP cards are available at AT.govt.nz/ATHOP.
- Rail Buses cannot accommodate mobility scooters, bicycles, larger personal items, or pets.

Rail Bus Services
Scheduled Bus services which replaces Train service between train stations destinations.

Train service operating
These symbols indicate the location of the Train Stations and the Train line which is running as scheduled.

Train service not operating
These symbols indicate the section of the Train line which are not operating a service. Rail Buses service available.

Bus and Connecting Services
Regular services indicated above connect you to local interchanges and key destinations.

Key Station or Connection Point
This symbol indicates a location to connect to other bus and train services.

24 hr Clock
00 01 02 03 04 05 06 07 08 09 10 11 12 13 14 15 16 17 18 19 20 21 22 23

*Public holidays. On public holidays a Sunday timetable operates. When Waitangi Day (6 Feb) or Anzac Day (25 April) fall on a Saturday, normal Saturday timetables run.
Disclaimer: Actual bus frequency may vary due to traffic, road conditions or other unplanned circumstances. This information is a true and accurate guide at the time of publication. However Auckland Transport and its operators reserve the right to change services without notice. All travel is subject to the respective Operator's Conditions of Carriage. For clarification on all issues it is recommended you contact Auckland Transport.



Download the AT Mobile app from the App Store or Google Play
For more information visit AT.govt.nz or call 09 366 6400



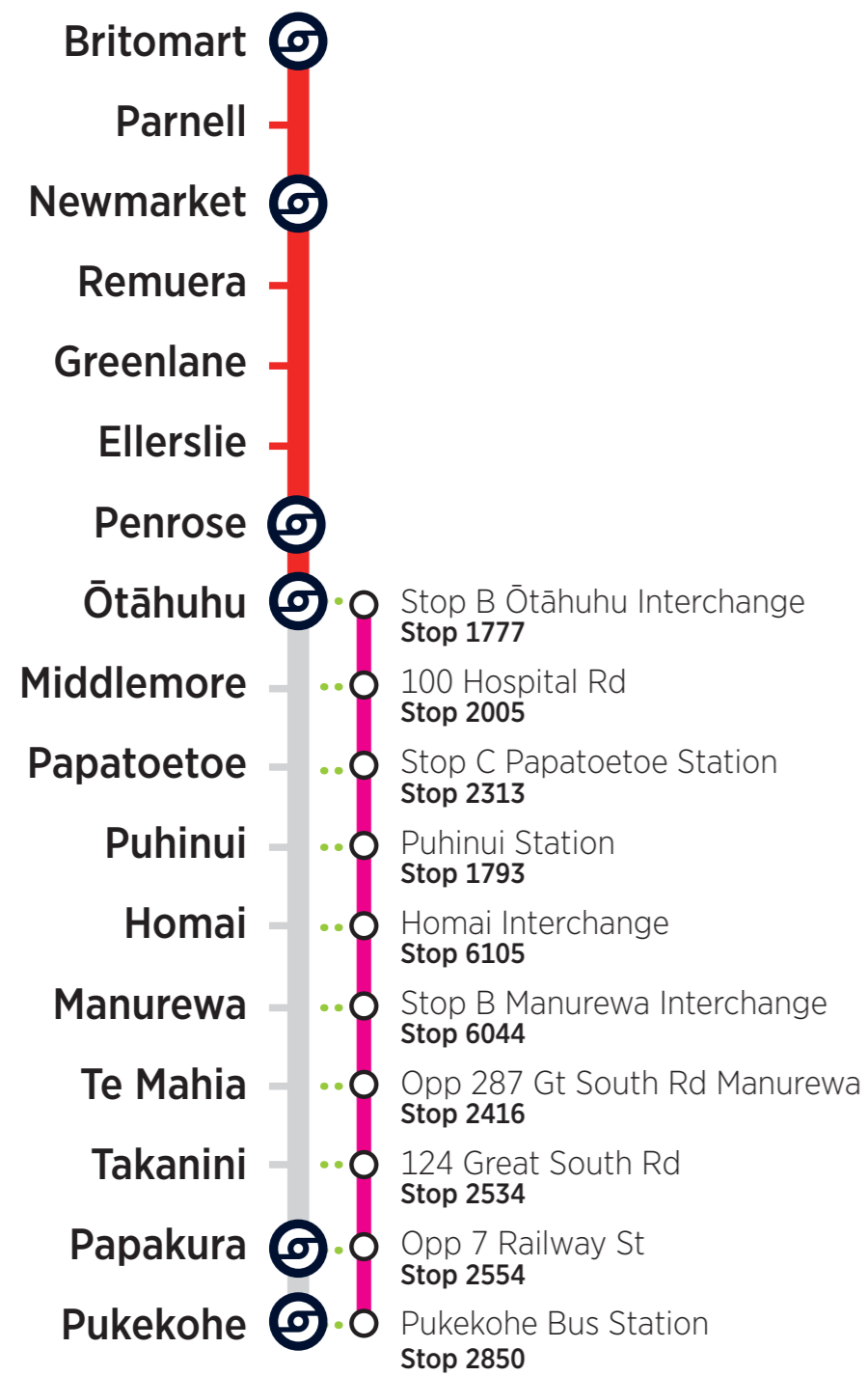
Rail Bus & Train Timetable

Friday 13 May 2022

Rail buses replace trains between Ōtāhuhu and Pukekohe




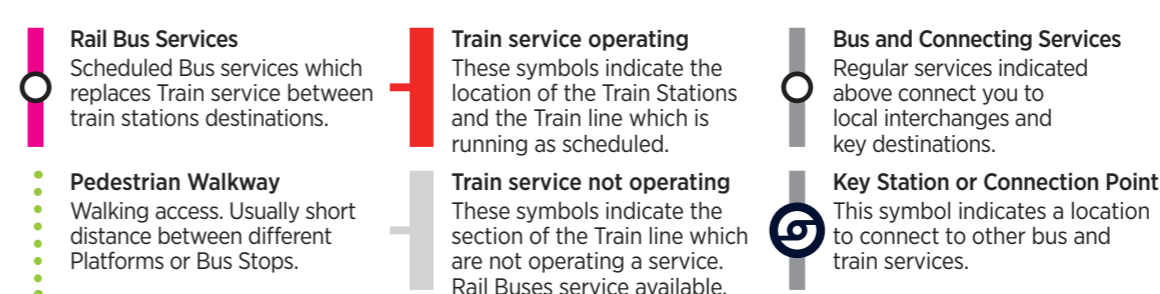
Towards Papakura, Pukekohe



STATION	Britomart	Parnell	Newmarket	Remuera	Greenlane	Ellerslie	Penrose	Ōtāhuhu Train	Ōtāhuhu Rail Bus	Middlemore	Papatoetoe	Puhinui	Homai	Manurewa	Te Mahia	Takanini	Papakura	Pukekohe
RAIL BUS STOP	-	-	-	-	-	-	-	-	Stop B Ōtāhuhu Interchange Stop 1777	100 Hospital Rd Stop 2005	Stop C Papatoetoe Station Stop 2313	Puhinui Station Stop 1793	Homai Interchange Stop 6105	Stop B Manurewa Interchange Stop 6044	Opposite 287 Great South Rd Stop 2416	124 Great South Rd Stop 2534	Opposite 7 Railway St Stop 2554	Pukekohe Bus Station Stop 2850
TRAIN	-	-	-	-	-	-	-	-	-	-	-	-	-	-	-	-	05:42	06:00
TRAIN	-	-	-	-	-	-	-	05:36	-	05:39	05:42	05:44	05:48	05:51	05:53	05:56	06:00	-
TRAIN	-	-	-	-	-	-	-	-	-	-	-	-	-	-	-	-	06:16	06:34
TRAIN	05:42	05:47	05:50	05:53	05:55	05:57	06:00	06:06	-	06:09	06:12	06:14	06:18	06:21	06:23	06:26	06:30	-
TRAIN	-	-	-	-	-	-	-	-	-	-	-	-	-	-	-	-	06:36	06:54
TRAIN	-	-	-	-	-	-	-	-	-	-	-	-	-	-	-	-	06:56	07:14
TRAIN	06:12	06:17	06:20	06:23	06:25	06:27	06:30	06:36	-	06:39	06:42	06:44	06:48	06:51	06:53	06:56	07:00	-
TRAIN	06:22	06:27	06:30	06:33	06:35	06:37	06:40	06:48	-	06:51	06:54	06:56	07:00	07:03	07:05	07:08	07:12	-
TRAIN	-	-	-	-	-	-	-	-	-	-	-	-	-	-	-	-	07:18	07:36
TRAIN	06:32	06:37	06:40	06:43	06:45	06:47	06:50	06:56	-	06:59	07:02	07:04	07:08	07:11	07:13	07:16	07:20	-
TRAIN	-	-	-	-	-	-	-	-	-	-	-	-	-	-	-	-	07:36	07:54
TRAIN	06:52	06:57	07:00	07:03	07:05	07:07	07:10	07:18	-	07:21	07:24	07:26	07:30	07:33	07:35	07:38	07:42	-
Running at the following minutes past each hour between 7:02am and 10:12am, and from 3:32pm until 7:02pm																		
TRAIN	:02	:07	:10	:13	:15	:17	:20	:26	-	:29	:32	:34	:38	:41	:43	:46	:50	-
TRAIN	-	-	-	-	-	-	-	-	-	-	-	-	-	-	-	-	:56	:14
TRAIN	:12	:17	:20	:23	:25	:27	:30	:36	-	:39	:42	:44	:48	:51	:53	:56	:00	-
TRAIN	:22	:27	:30	:33	:35	:37	:40	:48	-	:51	:54	:56	:00	:03	:05	:08	:12	-
TRAIN	-	-	-	-	-	-	-	-	-	-	-	-	-	-	-	-	:18	:36
TRAIN	:32	:37	:40	:43	:45	:47	:50	:56	-	:59	:02	:04	:08	:11	:13	:16	:20	-
TRAIN	:42	:47	:50	:53	:55	:57	:00	:06	-	:09	:12	:14	:18	:21	:23	:26	:30	-
TRAIN	-	-	-	-	-	-	-	-	-	-	-	-	-	-	-	-	:36	:54
TRAIN	:52	:57	:00	:03	:05	:07	:10	:16	-	:21	:24	:26	:30	:33	:35	:38	:42	-
Then at the following minutes past each hour from 10:12am until 3:32pm																		
TRAIN	-	-	-	-	-	-	-	-	-	-	-	-	-	-	-	-	:46	:04
TRAIN	:12	:17	:20	:23	:25	:27	:30	:36	-	:39	:42	:44	:48	:51	:53	:56	:00	-
TRAIN	-	-	-	-	-	-	-	-	-	-	-	-	-	-	-	-	:16	:34
TRAIN	:32	:37	:40	:43	:45	:47	:50	:56	-	:59	:02	:04	:08	:11	:13	:16	:20	-
TRAIN	:52	:57	:00	:03	:05	:07	:10	:16	-	:19	:22	:24	:28	:31	:33	:36	:40	-
Then at the following times																		
TRAIN	19:02	19:07	19:10	19:13	19:15	19:17	19:20	19:26	-	19:29	19:32	19:34	19:38	19:41	19:43	19:46	19:50	-
TRAIN	-	-	-	-	-	-	-	-	-	-	-	-	-	-	-	-	19:57	20:15
TRAIN	19:12	19:17	19:20	19:23	19:25	19:27	19:30	19:36	-	19:39	19:42	19:44	19:48	19:51	19:53	19:56	20:00	-
TRAIN	19:22	19:27	19:30	19:33	19:35	19:37	19:40	19:46	-	19:49	19:52	19:54	19:58	20:01	20:03	20:06	20:10	-
TRAIN	-	-	-	-	-	-	-	-	-	-	-	-	-	-	-	-	20:16	20:34
TRAIN	19:32	19:37	19:40	19:43	19:45	19:47	19:50	19:56	-	19:59	20:02	20:04	20:08	20:11	20:13	20:16	20:20	-
TRAIN	-	-	-	-	-	-	-	-	-	-	-	-	-	-	-	-	20:38	20:56
TRAIN	20:02	20:07	20:10	20:13	20:15	20:17	20:20	20:26	-	20:29	20:32	20:34	20:38	20:41	20:43	20:46	20:50	-
TRAIN	-	-	-	-	-	-	-	-	-	-	-	-	-	-	-	-	21:01	21:19
TRAIN	20:32	20:37	20:40	20:43	20:45	20:47	20:50	20:56	-	20:59	21:02	21:04	21:08	21:11	21:13	21:16	21:20	-
TRAIN	-	-	-	-	-	-	-	-	-	-	-	-	-	-	-	-	21:31	21:49
TRAIN	21:02	21:07	21:10	21:13	21:15	21:17	21:20	21:26	-	21:29	21:32	21:34	21:38	21:41	21:43	21:46	21:50	-
TRAIN	21:32	21:37	21:40	21:43	21:45	21:47	21:49	-	-	-	-	-	-	-	-	-	-	-
TRAIN	-	-	-	-	-	-	-	-	-	-	-	-	-	-	-	-	22:01	22:19
TRAIN/RBS	22:02	22:07	22:10	22:13	22:15	22:17	22:19	22:25	22:35	22:40	22:45	22:50	22:57	23:04	23:08	23:12	23:21	23:45
TRAIN/RBS	22:32	22:37	22:40	22:43	22:45	22:47	22:49	22:55	23:05	23:10	23:15	23:20	23:27	23:34	23:38	23:42	23:51	00:15
TRAIN/RBS	23:02	23:07	23:10	23:13	23:15	23:17	23:19	23:25	23:35	23:40	23:45	23:50	23:57	00:04	00:08	00:12	00:21	00:45
TRAIN/RBS	23:32	23:37	23:40	23:43	23:45	23:47	23:49	23:55	00:05	00:10	00:15	00:20	00:27	00:34	00:38	00:42	00:51	01:15
TRAIN/RBS	00:02	00:07	00:10	00:13	00:15	00:17	00:19	00:25	00:35	00:40	00:45	00:50	00:57	01:04	01:08	01:12	01:21	01:45
TRAIN/RBS	00:32	00:37	00:40	00:43	00:45	00:47	00:49	00:55	01:05	01:10	01:15	01:20	01:27	01:34	01:38	01:42	01:51	02:15
TRAIN/RBS	01:02	01:07	01:10	01:13	01:15	01:17	01:19	01:25	01:35	01:40	01:45	01:50	01:57	02:04	02:08	02:12	02:21	02:45
TRAIN/RBS	01:32	01:37	01:40	01:43	01:45	01:47	01:49	01:55	02:05	02:10	02:15	02:20	02:27	02:34	02:38	02:42	02:51	03:15

RBS = Rail Bus Southern Line

- Please make yourself visible to the bus driver and signal the driver to stop.
- Customers paying by cash must purchase train tickets at a train station before boarding Rail Buses.
- AT HOP customers must tag-on when boarding and tag-off when leaving the bus.
- Your AT HOP fare for combined bus and train trips will be calculated based on the start and end of the journey. The journey can use up to five bus or train trips within four hours, with a maximum transfer time of 30 minutes between each trip (excludes SkyBus services).
- Terms of use for AT HOP cards are available at AT.govt.nz/ATHOP.
- Rail Buses cannot accommodate mobility scooters, bicycles, larger personal items, or pets.



*Public holidays. On public holidays a Sunday timetable operates. When Waitangi Day (6 Feb) or Anzac Day (25 April) fall on a Saturday, normal Saturday timetables run.
Disclaimer: Actual bus frequency may vary due to traffic, road conditions or other unplanned circumstances. This information is a true and accurate guide at the time of publication. However Auckland Transport and its operators reserve the right to change services without notice. All travel is subject to the respective Operator's Conditions of Carriage. For clarification on all issues it is recommended you contact Auckland Transport.



Download the AT Mobile app from the App Store or Google Play
For more information visit AT.govt.nz or call 09 366 6400