



# AirportLink to city centre: Boarding in 10 minutes

Jump onboard public transport and see how easy, quick and affordable it is to travel around Auckland with us.



# 1

## Buy an AT HOP card

To travel on Auckland Transport's buses, trains and ferries, you'll need to buy an AT HOP card.

An AT HOP card is a reusable pre-paid travel card that you top up and use to pay for your journeys.



## Load some money onto your new AT HOP card to begin using it

No cash is accepted on Auckland Transport buses.

## Head to the Take Home shop in the airport and buy one at the counter

Follow the exit sign which says 'Transport', then you'll see the shop on your right.



Transport



# HOP

# 2

## Find your way with the AT Journey Planner

### Need directions to get to your accommodation?

Download the AT Mobile app or visit our website to use the AT Journey Planner. The Journey Planner will show you all the transport options available and how much they'll cost.



[AT.govt.nz/journeyplanner](https://at.govt.nz/journeyplanner)

### Don't have any data?

No worries. Chat with your AirportLink bus driver or talk to our friendly staff at the Customer Service Centre at Puhinui Station.

You will also find a map and route information at the bus stop.





# 3 Find the AirportLink bus

**Got your AT HOP card? Great!**

Head outside and find the AirportLink bus.

Follow the signs marked **'Transport'** out of the building, then cross the road and continue walking to your left, following the orange markers on the ground until you reach the bus stop.



**Transport**



The bus will take you to Puhinui Station where you can travel anywhere on the AT network; or if you're heading South you can stay on the AirportLink until Manukau to connect to bus services.

You can also take the 38 bus, which runs between Auckland Airport and Onehunga via Mangere Town Centre.



**The AirportLink bus is 100% electric and runs every 10-12 minutes, from 4:30 am to 12:40 am, 7 days a week**

# 4

## Use your AT HOP card to tag on

### Ready to jump on the bus?

When you board the bus, hold your AT HOP card against the reader (pictured below) until you hear a beep.

### Do the same thing when you exit the bus.

Congratulations, you've just tagged on and tagged off for the first time!



## Find us when the jetlag's gone

**Once you've settled into your accommodation, we know you'll be ready to head out and explore.**

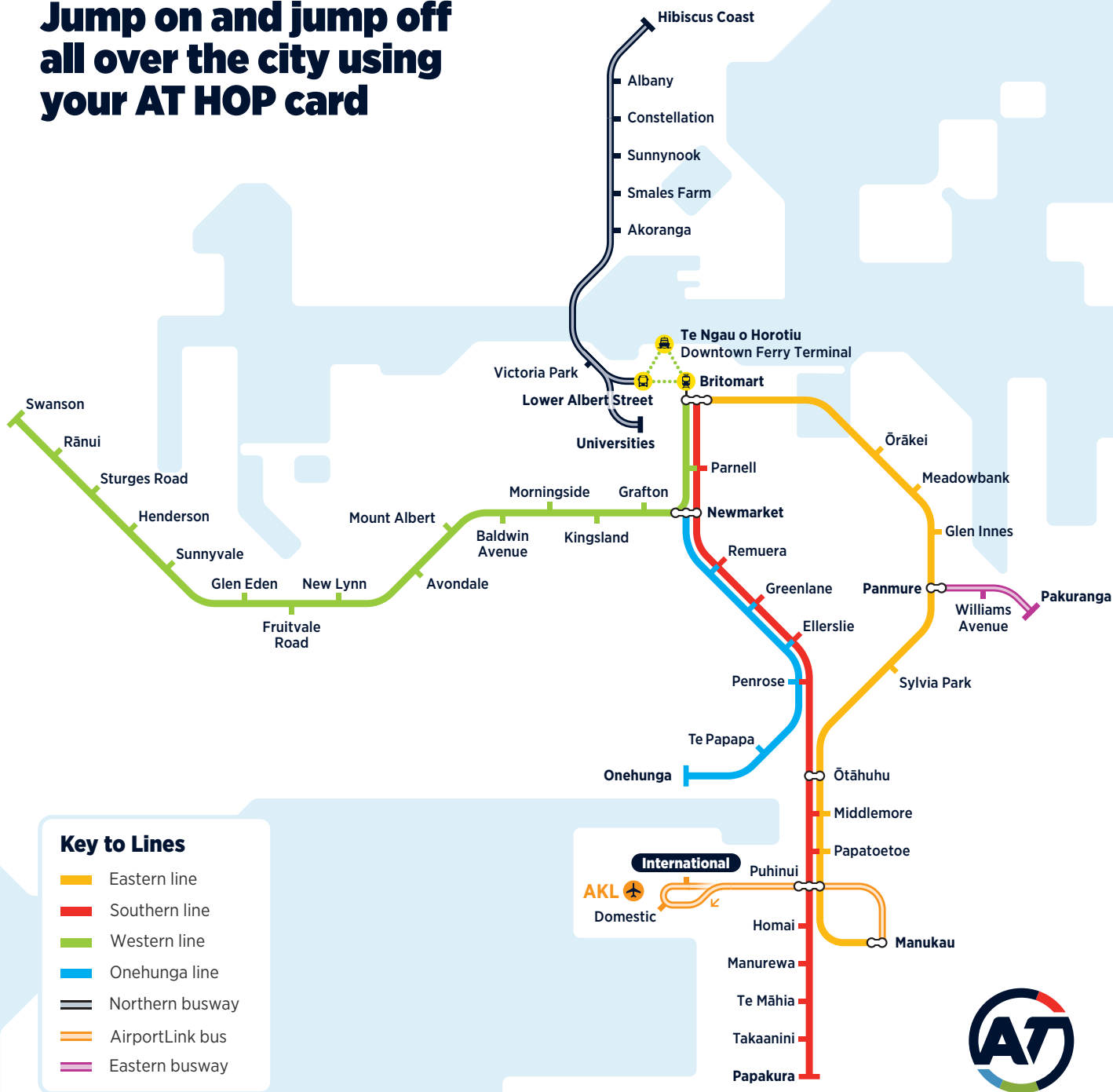
### Need to top up?

Visit [AT.govt.nz/retailers](https://at.govt.nz/retailers) to find your nearest HOP retailer or visit your local train station and use the top-up machine there to load more money to your card.



You can use your AT HOP card on buses, trains and ferries. Time to head out and explore.

# Jump on and jump off all over the city using your AT HOP card



# How much will my trip cost?

## Auckland is divided into different fare zones

We calculate how much your trip will cost based on the number of zones you travel through. This means it doesn't matter what form of transport you use, or how many times you transfer, only how far you travel.

If you are traveling to Britomart in the city centre you can expect to pay \$5.40 from the airport. The main city centre train station is called Britomart.

## The fares are listed on the Journey Planner and AT Mobile app

Remember you need tag on and off for every stage/leg of your journey to get charged correctly.























To find out more about our fare zones and integrated fares system visit [AT.govt.nz/farezones](https://at.govt.nz/farezones)



### AirportLink/Puhinui Station interchange travel times

Travel times and fares from Auckland Airport for AirportLink/Puhinui Station interchange travel times

**50%\* off fares to 31 January 2023**

	Travel time	Fare
   <b>Airport</b>  <b>Puhinui</b>	10-12min	<b>\$2.20*</b>
   <b>Airport</b>  <b>Manukau</b>	23-25min	<b>\$2.20*</b>
     <b>Airport</b>  <b>Puhinui</b>  <b>Papakura</b>	23-25min	<b>\$3.90*</b>
     <b>Airport</b>  <b>Puhinui</b>  <b>City Centre</b>	45-50min	<b>\$5.40*</b>

\* 50% offer applies to AT timetabled bus, train and ferry services. Excludes Waiheke and tourist ferries. Payment by AT HOP card or cash tickets bought at AT HOP terminals. Offer ends 31 January 2023.    <sup>†</sup>AT HOP Card = 2022 one way full price adult fare



# Keep your card topped up

## Offline

You can top up in person at selected train stations, ferry terminals and bus stations, either using the machine or the Customer Service Centre, or you can top up at selected retailers across the city.

In person top ups are immediate so you can travel straight away.

**Find your nearest AT HOP Retailer**

**[AT.govt.nz/retailers](https://at.govt.nz/retailers)**



## Online

You can top up online on the AT website or in the AT Mobile app (you need to register your card first).

This needs to be done the night before for bus travel or an hour ahead of time for train and ferry travel.

**Register online**

**[AT.govt.nz/registerhop](https://at.govt.nz/registerhop)**





# Thanks for travelling with us

We hope you enjoy all our  
beautiful city has to offer.



To plan your journey  
use the **AT Mobile app**,  
or **AT.govt.nz/journeyplanner**  
The AT Customer Contact Centre  
is available on **09 366 6400**

