

Eastern Line + Meadowbank Connector

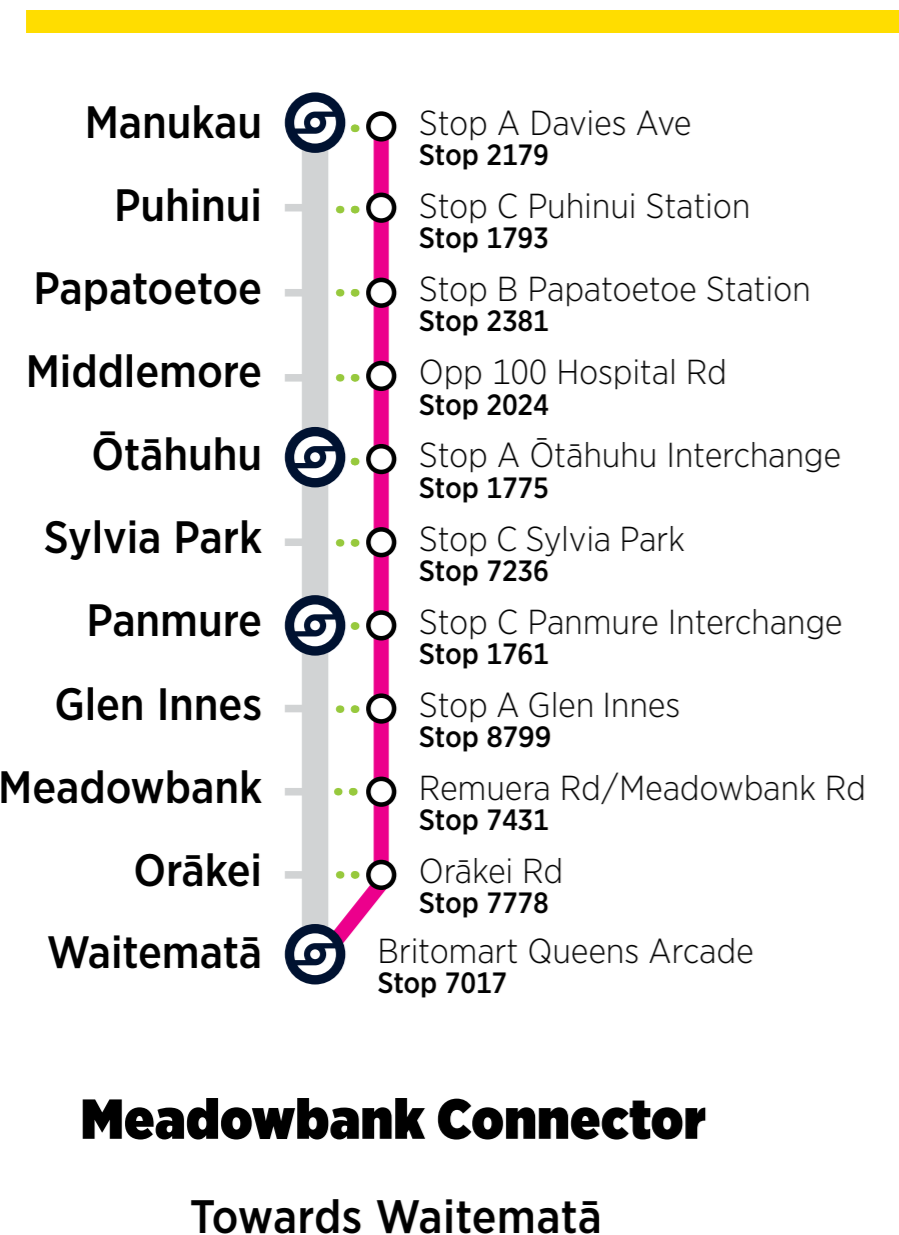


ANZAC Weekend

Sunday 26 and Monday 27 April 2026

Rail buses replace trains between Waitemata and Manukau. A shuttle van will run between Meadowbank Station and Remuera Road, connecting you to RBE and urban bus services.

Towards Waitemata City Centre



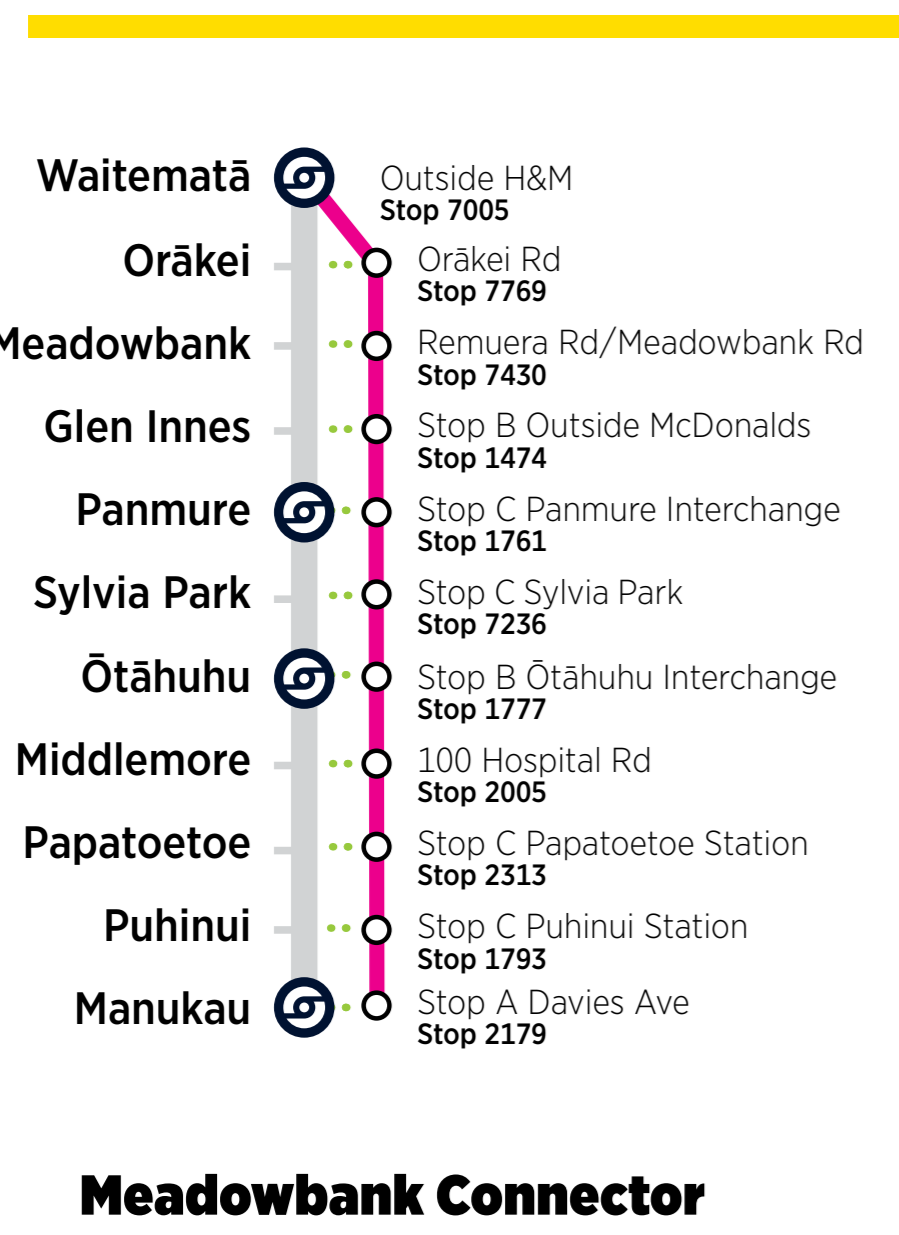
STATION	Manukau	Puhinui	Papatoetoe	Middlemore	Otahuhu	Sylvia Park	Panmure	Glen Innes	Meadowbank	Orakei	Waitemata
RAIL BUS STOP	Stop A Davies Ave Stop 2179	Stop C Puhinui Station Stop 1793	Stop B Papatoetoe Station Stop 2381	Opp 100 Hospital Rd Stop 2024	Stop A Otahuhu Interchange Stop 1775	Stop C Sylvia Park Stop 7236	Stop C Panmure Interchange Stop 1761	Stop A Glen Innes Stop 8799	Remuera Rd/Meadowbank Rd Stop 7431	Orakei Rd Stop 7778	Britomart Queens Arcade Stop 7017
RBE	05:55	06:02	06:05	06:09	06:13	06:22	06:28	06:34	06:41	06:50	07:02
RBE	06:15	06:22	06:25	06:29	06:33	06:42	06:48	06:54	07:01	07:10	07:22
RBE	06:35	06:42	06:45	06:49	06:53	07:02	07:08	07:14	07:21	07:30	07:42
RBE	06:55	07:05	07:08	07:12	07:17	07:28	07:36	07:44	07:52	08:01	08:15
Running at the following minutes past each hour between 07:15 and 17:55											
RBE	:15	:25	:28	:32	:37	:48	:56	:04	:12	:21	:35
RBE	:35	:45	:48	:52	:57	:08	:16	:24	:32	:41	:55
RBE	:55	:05	:08	:12	:17	:28	:36	:44	:52	:01	:15
Then at the following times											
RBE	18:13	18:21	18:24	18:28	18:33	18:41	18:47	18:53	19:01	19:08	19:20
RBE	18:33	18:41	18:44	18:48	18:53	19:01	19:07	19:13	19:21	19:28	19:40
RBE	18:53	19:01	19:04	19:08	19:13	19:21	19:27	19:33	19:41	19:48	20:00
RBE	19:13	19:21	19:24	19:28	19:33	19:41	19:47	19:53	20:01	20:08	20:20
RBE	19:33	19:41	19:44	19:48	19:53	20:01	20:07	20:13	20:21	20:28	20:40
RBE	20:01	20:09	20:12	20:16	20:21	20:29	20:35	20:41	20:49	20:56	21:08
RBE	20:31	20:39	20:42	20:46	20:51	20:59	21:05	21:11	21:19	21:26	21:38
RBE	21:01	21:09	21:12	21:16	21:21	21:29	21:35	21:41	21:49	21:56	22:08
RBE	21:31	21:39	21:42	21:46	21:51	21:59	22:05	22:11	22:19	22:26	22:38
RBE	22:01	22:09	22:12	22:16	22:21	22:29	22:35	22:41	22:49	22:56	23:08

RBE = Rail Bus Eastern Line

STATION	Meadowbank	Remuera Rd	Meadowbank
RAIL BUS STOP	Meadowbank Station Stop 7589	Remuera Rd/Meadowbank Rd Stop 7431	Meadowbank Station Stop 7589
RBM	05:35	05:43	05:55
RBM	06:05	06:13	06:25
RBM	06:35	06:43	06:55
RBM	07:05	07:13	07:25
RBM	07:37	07:45	07:57
At the following minutes past each hour from 08:07			
RBM	:07	:15	:27
RBM	:37	:45	:57
Then at the following times			
RBM	18:07	18:15	18:27
RBM	18:37	18:45	18:57
RBM	19:07	19:15	19:27
RBM	19:37	19:45	19:57
RBM	20:07	20:15	20:27
RBM	20:37	20:45	20:57
RBM	21:07	21:15	21:27
RBM	21:37	21:45	21:57
RBM	22:07	22:15	22:27
RBM	22:37	22:45	22:57
RBM	23:07	23:15	23:27

RBM = Rail Bus Meadowbank Connector

Towards Manukau



STATION	Waitemata	Orakei	Meadowbank	Glen Innes	Panmure	Sylvia Park	Otahuhu	Middlemore	Papatoetoe	Puhinui	Manukau
RAIL BUS STOP	Outside H&M Stop 7005	Orakei Rd Stop 7769	Remuera Rd/Meadowbank Rd Stop 7430	Stop B Outside McDonalds Stop 1474	Stop C Panmure Interchange Stop 1761	Stop C Sylvia Park Stop 7236	Stop B Otahuhu Interchange Stop 1777	100 Hospital Rd Stop 2005	Stop C Papatoetoe Station Stop 2313	Stop C Puhinui Station Stop 1793	Stop A Davies Ave Stop 2179
RBE	05:50	06:03	06:10	06:18	06:24	06:30	06:38	06:44	06:48	06:52	07:00
RBE	06:05	06:18	06:25	06:33	06:39	06:45	06:53	06:59	07:03	07:07	07:15
RBE	06:25	06:38	06:45	06:53	06:59	07:05	07:13	07:19	07:23	07:27	07:35
RBE	06:45	06:58	07:05	07:13	07:19	07:25	07:33	07:39	07:43	07:47	07:55
RBE	07:05	07:18	07:25	07:33	07:39	07:45	07:53	07:59	08:03	08:07	08:15
RBE	07:25	07:40	07:47	07:55	08:01	08:09	08:20	08:26	08:30	08:34	08:43
RBE	07:45	08:00	08:07	08:15	08:21	08:29	08:40	08:46	08:50	08:54	09:03
RBE	08:05	08:20	08:27	08:35	08:41	08:49	09:00	09:06	09:10	09:14	09:23
Running at the following minutes past each hour between 08:30 and 17:50											
RBE	:30	:45	:52	:00	:06	:14	:25	:31	:35	:39	:48
RBE	:50	:05	:12	:20	:26	:34	:45	:51	:55	:59	:08
RBE	:10	:25	:32	:40	:46	:54	:05	:11	:15	:19	:28
Then at the following times											
RBE	18:10	18:25	18:32	18:40	18:46	18:54	19:05	19:11	19:15	19:19	19:28
RBE	18:30	18:45	18:52	19:00	19:06	19:14	19:25	19:31	19:35	19:39	19:48
RBE	18:50	19:03	19:10	19:18	19:24	19:30	19:38	19:44	19:48	19:52	20:00
RBE	19:10	19:23	19:30	19:38	19:44	19:50	19:58	20:04	20:08	20:12	20:20
RBE	19:35	19:48	19:55	20:03	20:09	20:15	20:23	20:29	20:33	20:37	20:45
RBE	19:55	20:08	20:15	20:23	20:29	20:35	20:43	20:49	20:53	20:57	21:05
RBE	20:17	20:30	20:37	20:45	20:51	20:57	21:05	21:11	21:15	21:19	21:27
RBE	20:47	21:00	21:07	21:15	21:21	21:27	21:35	21:41	21:45	21:49	21:57
RBE	21:17	21:30	21:37	21:45	21:51	21:57	22:05	22:11	22:15	22:19	22:27
RBE	21:47	22:00	22:07	22:15	22:21	22:27	22:35	22:41	22:45	22:49	22:57
RBE	22:17	22:30	22:37	22:45	22:51	22:57	23:05	23:11	23:15	23:19	23:27

RBE = Rail Bus Eastern Line

STATION	Meadowbank	Remuera Rd	Meadowbank
RAIL BUS STOP	Meadowbank Station Stop 7589	Remuera Rd/Meadowbank Rd Stop 7430	Meadowbank Station Stop 7589
RBM	05:53	06:05	06:13
RBM	06:23	06:35	06:43
RBM	06:53	07:05	07:13
RBM	07:23	07:35	07:43
RBM	07:53	08:05	08:13
At the following minutes past each hour from 07:58			
RBM	:23	:35	:43
RBM	:58	:10	:18
Then at the following times			
RBM	18:28	18:40	18:48
RBM	18:58	19:10	19:18
RBM	19:28	19:40	19:48
RBM	19:58	20:10	20:18
RBM	20:28	20:40	20:48
RBM	21:08	21:20	21:28
RBM	21:38	21:50	21:58
RBM	22:08	22:20	22:28
RBM	22:38	22:50	22:58

RBM = Rail Bus Meadowbank Connector

- Customers paying in cash must purchase train tickets at a train station before boarding rail buses.
- Some rail buses cannot accommodate mobility scooters, bicycles, or larger personal items.
- Please make yourself visible to the bus driver and signal the driver to stop.
- AT HOP customers must tag-on when boarding a train or rail bus and tag-off when leaving the station or bus.
- Your AT HOP fare for combined bus and train trips will be calculated based on the start and end of your journey. The journey can use up to five bus or train trips within four hours, with a maximum transfer time of 30 minutes between each trip.
- Terms of use of AT HOP cards are available at AT.govt.nz/ATHOP.

Rail Bus Services
Scheduled Bus services which replaces Train service between train stations destinations.

Train service operating
These symbols indicate the location of the Train Stations and the Train line which is running as scheduled.

Train service not operating
These symbols indicate the section of the Train line which are not operating a service. Rail Buses service available.


Bus and Connecting Services
Regular services indicated above connect you to local interchanges and key destinations.

Key Station or Connection Point
This symbol indicates a location to connect to other bus and train services.

24hr Clock
19 20 21 22 23 00 01 02 03 04 05 06 07 08 09 10 11 12 13 14 15 16 17 18

Public holidays
On public holidays a Sunday timetable operates. When Waitangi Day (6 Feb) or Anzac Day (25 April) fall on a Saturday, normal Saturday timetables run.

Disclaimer
Actual bus frequency may vary due to traffic, road conditions or other unplanned circumstances. This information is a true and accurate guide at the time of publication. However, Auckland Transport and its operators reserve the right to change services without notice. All travel is subject to the respective Operator's Conditions of Carriage. For clarification on all issues it is recommended you contact Auckland Transport.



Re-plan your journey on the **AT Mobile app** or **AT website**
Scan the code or call us on 09 366 6400

