

Southern Line



Winter Rail Upgrades

Saturday 28 June, Saturday 05 July and Saturday 12 July 2025

Buses replace trains between Puhinui and Pukekohe

Towards Waitematā (Britomart) City Centre

	STATION	Pukekohe	Papakura	Takaanini	Te Mahia	Manurewa	Homai	Manukau	Puhinui Rail Bus	Puhinui Train	Papatoetoe	Middlemore	Ōtāhuhu	Penrose	Ellerslie	Greenlane	Remuera	Newmarket	Parnell	Waitematā (Britomart)
	RAIL BUS STOP	Pukekohe Bus Station Stop 2850	Opp 7 Railway St Stop 2554	Opp 152 Great South Rd Stop 2539	301 Great South Rd Stop 2427	Stop A Manurewa Interchange Stop 6048	Homai Interchange Stop 6105	—	Stop C Puhinui Station Stop 1793	—	—	—	—	—	—	—	—	—	—	—
	RBS/TRAIN		05:52	05:59	06:02	06:05	06:10	06:25	06:20	06:30	06:32	06:36	06:38	06:44	06:46	06:49	06:51	06:55	06:59	07:04
	RBS/TRAIN	05:41	06:12	06:19	06:22	06:25	06:30	06:45	06:40	06:50	06:52	06:56	06:58	07:04	07:06	07:09	07:11	07:15	07:19	07:24
	RBS/TRAIN	06:01	06:32	06:39	06:42	06:45	06:50	07:05	07:00	07:10	07:12	07:16	07:18	07:24	07:26	07:29	07:31	07:35	07:39	07:44
	RBS/TRAIN	06:21	06:52	06:59	07:02	07:05	07:10	07:25	07:20	07:30	07:32	07:36	07:38	07:44	07:46	07:49	07:51	07:55	07:59	08:04
	RBS/TRAIN	06:41	07:12	07:19	07:22	07:25	07:30	07:45	07:40	07:50	07:52	07:56	07:58	08:04	08:06	08:09	08:11	08:15	08:19	08:24
	RBS/TRAIN	07:01	07:32	07:39	07:42	07:45	07:50	08:05	08:00	08:10	08:12	08:16	08:18	08:24	08:26	08:29	08:31	08:35	08:39	08:44
	Running at the following minutes past each hour between 07:12 and 14:52																			
	RBS/TRAIN	:12	:45	:54	:59	:02	:08	:25	:20	:30	:32	:36	:38	:44	:46	:49	:51	:55	:59	:04
	RBS/TRAIN	32	:05	:14	:19	:22	:28	:45	:40	:50	:52	:56	:58	:04	:06	:09	:11	:15	:19	:24
	RBS/TRAIN	:52	:25	:34	:39	:42	:48	:05	:00	:10	:12	:16	:18	:24	:26	:29	:31	:35	:39	:44
	Then at the following minutes past each hour from 15:13 until 18:13																			
	RBS/TRAIN	:13	:46	:56	:00	:02	:08	:25	:20	:30	:32	:36	:38	:44	:46	:49	:51	:55	:59	:04
	RBS/TRAIN	:33	:06	:16	:20	:22	:28	:45	:40	:50	:52	:56	:58	:04	:06	:09	:11	:15	:19	:24
	RBS/TRAIN	:53	:26	:36	:40	:42	:48	:05	:00	:10	:12	:16	:18	:24	:26	:29	:31	:35	:39	:44
	Then at the following times																			
	RBS/TRAIN	18:42	19:13	19:20	19:23	19:26	19:31	19:45	19:41	19:50	19:52	19:56	19:58	20:04	20:06	20:09	20:11	20:15	20:19	20:24
	RBS/TRAIN	19:12	19:43	19:50	19:53	19:56	20:01	20:15	20:11	20:20	20:22	20:26	20:28	20:34	20:36	20:39	20:41	20:45	20:49	20:54
	RBS/TRAIN	19:42	20:13	20:20	20:23	20:26	20:31	20:45	20:41	20:50	20:52	20:56	20:58	21:04	21:06	21:09	21:11	21:15	21:19	21:24
	RBS/TRAIN	20:12	20:43	20:50	20:53	20:56	21:01	21:15	21:11	21:20	21:22	21:26	21:28	21:34	21:36	21:39	21:41	21:45	21:49	21:54
	RBS/TRAIN	20:42	21:13	21:20	21:23	21:26	21:31	21:45	21:41	21:50	21:52	21:56	21:58	22:04	22:06	22:09	22:11	22:15	22:19	22:24
	RBS/TRAIN	21:12	21:43	21:50	21:53	21:56	22:01	22:15	22:11	22:20	22:22	22:26	22:28	22:34	22:36	22:39	22:41	22:45	22:49	22:54
	RBS/TRAIN	21:42	22:13	22:20	22:24	22:26	22:31	22:45	22:41	22:50	22:52	22:56	22:58	23:04	23:06	23:09	23:11	23:15	23:19	23:24
	RBS/TRAIN	22:12	22:43	22:50	22:54	22:56	23:01	23:15	23:11	23:20	23:22	23:26	23:28	23:34	23:36	23:39	23:41	23:45	23:49	23:54
	RBS/TRAIN	22:42	23:13	23:20	23:24	23:26	23:31	23:45	23:41	23:50	23:52	23:56	23:58	00:04	00:06	00:09	00:11	00:15	00:19	00:24
	RBS/TRAIN	23:12	23:43	23:50	23:54	23:56	00:01	00:15	00:11	00:20	00:22	00:26	00:28	00:34	00:36	00:39	00:41	00:45	00:49	00:54
	RBS	23:42	00:13	00:20	00:24	00:26	00:31	—	00:41	—	00:45	00:49	00:54	01:01	01:04	01:08	01:10	01:14	01:19	01:24
	RBS = Rail Bus Southern Line																			

Towards Papakura, Pukekohe

	STATION	Waitematā (Britomart)	Parnell	Newmarket	Remuera	Greenlane	Ellerslie	Penrose	Ōtāhuhu	Middlemore	Papatoetoe	Puhinui Train	Puhinui Rail Bus	Manukau	Homai	Manurewa	Te Mahia	Takaanini	Papakura	Pukekohe
	RAIL BUS STOP	—	—	—	—	—	—	—	—	—	—	—	Stop C Puhinui Station Stop 1793	—	Homai Interchange Stop 6105	Stop B Manurewa Interchange Stop 6044	288 Great South Rd Stop 2420	124 Great South Rd Stop 2534	Opp 7 Railway St Stop 2554	Pukekohe Bus Station Stop 2850
	TRAIN/RBS	06:10	06:14	06:19	06:22	06:25	06:28	06:30	06:37	06:40	06:43	06:45	06:55	06:50	07:10	07:15	07:19	07:22	07:32	08:05
	TRAIN/RBS	06:30	06:34	06:39	06:42	06:45	06:48	06:50	06:57	07:00	07:03	07:05	07:15	07:10	07:30	07:35	07:39	07:42	07:52	08:25
	TRAIN/RBS	06:50	06:54	06:59	07:02	07:05	07:08	07:10	07:17	07:20	07:23	07:25	07:35	07:30	07:50	07:55	07:59	08:02	08:12	08:45
	TRAIN/RBS	07:10	07:14	07:19	07:22	07:25	07:28	07:30	07:37	07:40	07:43	07:45	07:55	07:50	08:10	08:15	08:19	08:22	08:32	09:05
	TRAIN/RBS	07:30	07:34	07:39	07:42	07:45	07:48	07:50	07:57	08:00	08:03	08:05	08:15	08:10	08:30	08:35	08:39	08:42	08:52	09:25
	TRAIN/RBS	07:50	07:54	07:59	08:02	08:05	08:08	08:10	08:17	08:20	08:23	08:25	08:35	08:30	08:50	08:55	08:59	09:02	09:12	09:45
	Running at the following minutes past each hour between 08:10 and 18:50																			
	TRAIN/RBS	:10	:14	:19	:22	:25	:28	:30	:37	:40	:43	:45	:55	:50	:10	:15	:19	:22	:32	:05
	TRAIN/RBS	:30	:34	:39	:42	:45	:48	:50	:57	:00	:03	:05	:15	:10	:30	:35	:39	:42	:52	:25
	TRAIN/RBS	:50	:54	:59	:02	:05	:08	:10	:17	:20	:23	:25	:35	:30	:50	:55	:59	:02	:12	:45
	Then at the following times																			
	TRAIN/RBS	19:10	19:14	19:19	19:22	19:25	19:28	19:30	19:37	19:40	19:43	19:45	19:55	19:50	20:05	20:09	20:12	20:15	20:23	20:54
	TRAIN/RBS	19:30	19:34	19:39	19:42	19:45	19:48	19:50	19:57	20:00	20:03	20:05	20:15	20:10	20:25	20:29	20:32	20:35	20:43	21:14
	TRAIN/RBS	20:00	20:04	20:09	20:12	20:15	20:18	20:20	20:27	20:30	20:33	20:35	20:45	20:40	20:55	20:59	21:02	21:05	21:13	21:44
	TRAIN/RBS	20:30	20:34	20:39	20:42	20:45	20:48	20:50	20:57	21:00	21:03	21:05	21:15	21:10	21:25	21:29	21:32	21:35	21:43	22:14
	TRAIN/RBS	21:00	21:04	21:09	21:12	21:15	21:18	21:20	21:27	21:30	21:33	21:35	21:45	21:40	21:55	21:59	22:02	22:05	22:13	22:44
	TRAIN/RBS	21:30	21:34	21:39	21:42	21:45	21:48	21:50	21:57	22:00	22:03	22:05	22:15	22:10	22:25	22:29	22:32	22:35	22:43	23:14
	TRAIN/RBS	22:00	22:04	22:09	22:12	22:15	22:18	22:20	22:27	22:30	22:33	22:35	22:45	22:40	22:55	22:59	23:02	23:05	23:13	23:44
	TRAIN/RBS	22:30	22:34	22:39	22:42	22:45	22:48	22:50	22:57	23:00	23:03	23:05	23:15	23:10	23:25	23:29	23:32	23:35	23:43	00:14
	TRAIN/RBS	23:00	23:04	23:09	23:12	23:15	23:18	23:20	23:27	23:30	23:33	23:35	23:45	23:40	23:55	23:59	00:02	00:05	00:13	00:44
	TRAIN/RBS	23:30	23:34	23:39	23:42	23:45	23:48	23:50	23:57	00:00	00:03	00:05	00:15	00:10	00:25	00:29	00:32	00:35	00:43	01:14
	TRAIN/RBS	00:00	00:04	00:09	00:12	00:15	00:18	00:20	00:27	00:30	00:33	00:35	00:45	00:40	00:55	00:59	01:02	01:05	01:13	01:44
	TRAIN/RBS	00:30	00:34	00:39	00:42	00:45	00:48	00:50	00:57	01:00	01:03	01:05	01:15	01:10	01:25	01:29	01:32	01:35	01:43	02:14
	RBS = Rail Bus Southern Line																			

- Customers paying in cash must purchase train tickets at a train station before boarding rail buses.
- Some rail buses cannot accommodate mobility scooters, bicycles, or larger personal items.
- Please make yourself visible to the bus driver and signal the driver to stop.
- AT HOP customers must tag-on when boarding a train or rail bus and tag-off when leaving the station or bus.
- Your AT HOP fare for combined bus and train trips will be calculated based on the start and end of your journey. The journey can use up to five bus or train trips within four hours, with a maximum transfer time of 30 minutes between each trip.
- Terms of use of AT HOP cards are available at [AT.govt.nz/ATHOP](https://at.govt.nz/ATHOP).



Rail Bus Services
Scheduled Bus services which replaces Train service between train stations destinations.



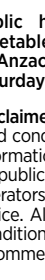
Train service operating
These symbols indicate the location of the Train Stations and the Train line which is running as scheduled.



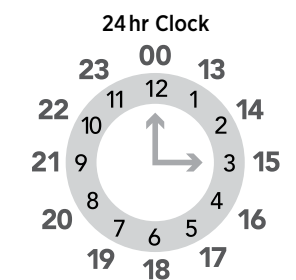
Bus and Connecting Services
Regular services indicated above connect you to local interchanges and key destinations.




Key Station or Connection Point
This symbol indicates a location to connect to other bus and train services.



Pedestrian Walkway
Walking access. Usually short distance between different Platforms or Bus Stops.



24hr Clock
Public holidays. On public holidays a Sunday timetable operates. When Waitangi Day (6 Feb) or Anzac Day (25 April) fall on a Saturday, normal Saturday timetables run.
Disclaimer: Actual bus frequency may vary due to traffic, road conditions or other unplanned circumstances. This information is a true and accurate guide at the time of publication. However Auckland Transport and its operators reserve the right to change services without notice. All travel is subject to the respective Operator's Conditions of Carriage. For clarification on all issues it is recommended you contact Auckland Transport.



Re-plan your journey on the **AT Mobile app** or **AT website**
Scan the code or call us on 09 366 6400

