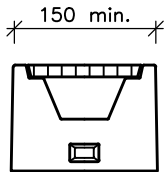
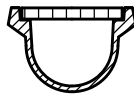


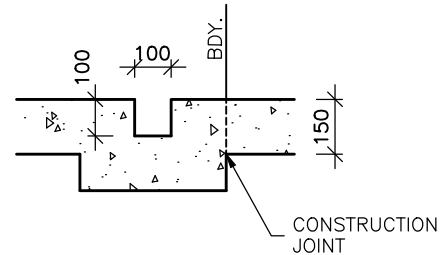
CHANNEL WITH GRATE



160mm CHANNEL



CAST-IN SITU SLOT

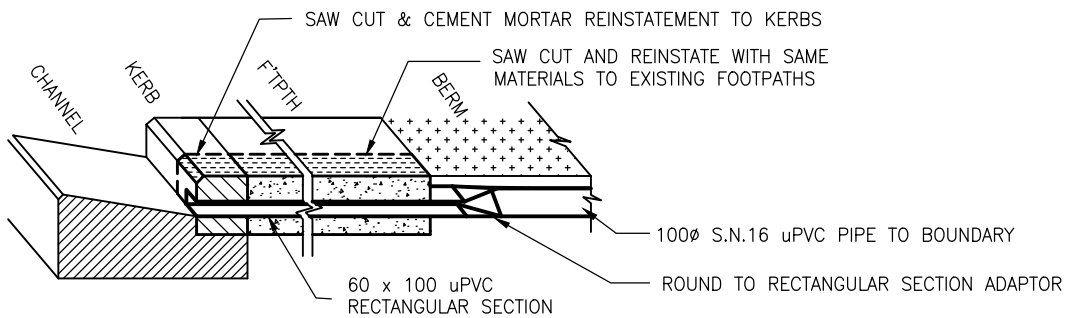


CUT-OFF DRAIN DETAILS

N.T.S.

NOTE:

Precast units must be in place for boxing check.



TYPICAL SECTION - KERB OUTLET DETAIL

N.T.S.

ENGINEERING
STANDARDS MANUAL

ISSUE
SEPTEMBER 2010

**DRIVEWAY
DRAINAGE AND
KERB OUTLET**

STANDARD DETAIL

SD 3.16