

Eastern Line

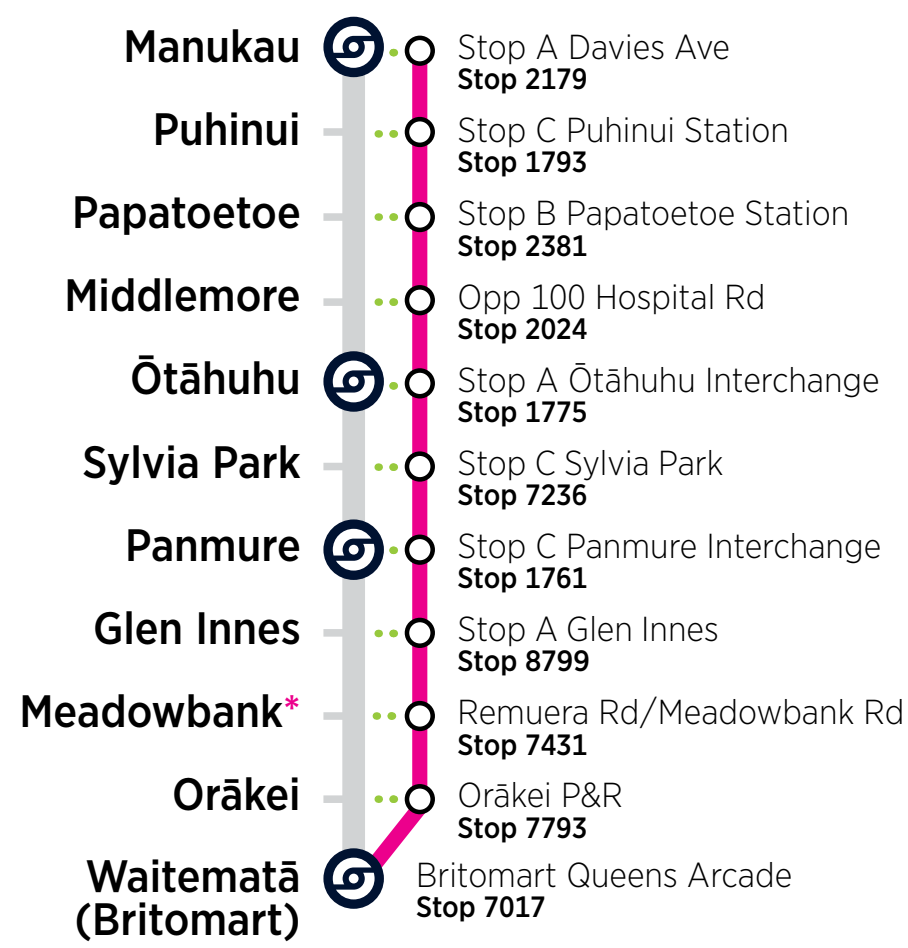


Summer Rail Upgrades

Friday 27 December 2024 to Sunday 5 January 2025

Buses will replace trains as we upgrade the rail network to improve your journey. We're working hard over summer to complete this while most customers are away.

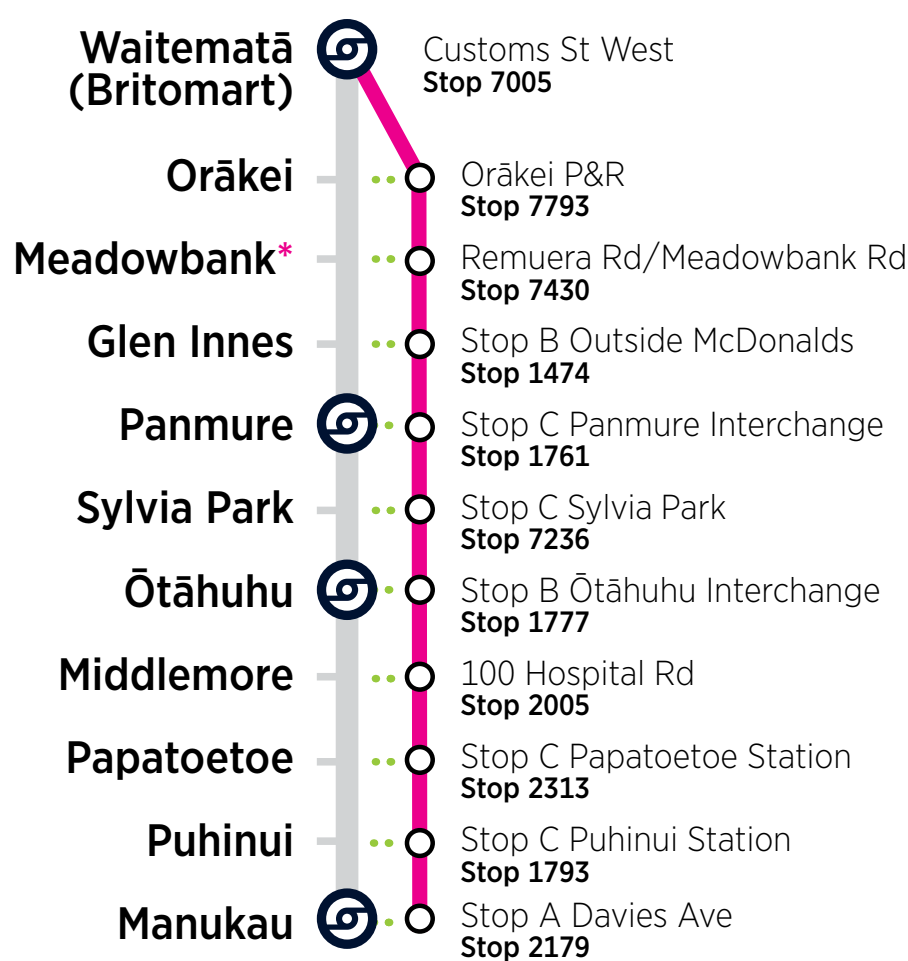
Towards Waitematā (Britomart) City Centre



STATION	Manukau	Puhinui	Papatoetoe	Middlemore	Ōtāhuhu	Sylvia Park	Panmure	Glen Innes	Meadowbank*	Orākei	Waitematā (Britomart)
RAIL BUS STOP	Stop A Davies Ave Stop 2179	Stop C Puhinui Station Stop 1793	Stop B Papatoetoe Station Stop 2381	Opp 100 Hospital Rd Stop 2024	Stop A Ōtāhuhu Interchange Stop 1775	Stop C Sylvia Park Stop 7236	Stop C Panmure Interchange Stop 1761	Stop A Glen Innes Stop 8799	Remuera Rd/ Meadowbank Rd Stop 7431	Orākei P&R Stop 7793	Britomart Queens Arcade Stop 7017
RBE	05:37	05:46	05:49	05:54	05:58	06:08	06:14	06:19	06:28	06:36	06:47
RBE	06:07	06:16	06:19	06:24	06:28	06:38	06:44	06:49	06:58	07:06	07:17
RBE	06:27	06:36	06:39	06:44	06:48	06:58	07:04	07:09	07:18	07:26	07:37
RBE	06:43	06:53	06:56	07:01	07:06	07:16	07:22	07:28	07:38	07:46	07:58
RBE	07:03	07:13	07:16	07:21	07:26	07:36	07:42	07:48	07:58	08:06	08:18
RBE	07:23	07:33	07:36	07:41	07:46	07:56	08:02	08:08	08:18	08:26	08:38
RBE	07:43	07:53	07:56	08:01	08:06	08:16	08:22	08:28	08:38	08:46	08:58
RBE	08:03	08:13	08:16	08:21	08:26	08:36	08:42	08:48	08:58	09:06	09:18
RBE	08:23	08:33	08:36	08:41	08:46	08:56	09:02	09:08	09:18	09:26	09:38
RBE	08:43	08:53	08:56	09:01	09:06	09:16	09:22	09:28	09:38	09:46	09:58
RBE	09:08	09:17	09:20	09:25	09:29	09:39	09:45	09:50	09:59	10:07	10:18
RBE	09:28	09:37	09:40	09:45	09:49	09:59	10:05	10:10	10:19	10:27	10:38
RBE	09:48	09:57	10:00	10:05	10:09	10:19	10:25	10:30	10:39	10:47	10:58
RBE	10:08	10:17	10:20	10:25	10:29	10:39	10:45	10:50	10:59	11:07	11:18
Running at the following minutes past each hour between 10:30 and 14:10											
RBE	:30	:39	:42	:47	:51	:01	:07	:12	:21	:29	:40
RBE	:50	:59	:02	:07	:11	:21	:27	:32	:41	:49	:00
RBE	:10	:19	:22	:27	:31	:41	:47	:52	:01	:09	:20
Then at the following minutes past each hour from 14:30 until 22:10											
RBE	:30	:40	:43	:48	:53	:03	:09	:15	:25	:33	:45
RBE	:50	:00	:03	:08	:13	:23	:29	:35	:45	:53	:05
RBE	:10	:20	:23	:28	:33	:43	:49	:55	:05	:13	:25
Then at the following times											
RBE	22:43	22:53	22:56	23:01	23:06	23:16	23:23	23:29	23:38	23:47	23:59
RBE	23:13	23:23	23:26	23:31	23:36	23:46	23:53	23:59	00:08	00:17	00:29
RBE	23:43	23:53	23:56	00:01	00:06	00:16	00:23	00:29	00:38	00:47	00:59
RBE	00:13	00:23	00:26	00:31	00:36	00:46	00:53	00:59	01:08	01:17	01:29
RBE	00:43	00:53	00:56	01:01	01:06	01:16	01:23	01:29	01:38	01:47	01:59
RBE	01:13	01:23	01:26	01:31	01:36	01:46	01:53	01:59	02:08	02:17	02:29

*Meadowbank rail bus stop has moved to Stop 7431 Remuera Road

Towards Manukau




STATION	Waitematā (Britomart)	Orākei	Meadowbank*	Glen Innes	Panmure	Sylvia Park	Ōtāhuhu	Middlemore	Papatoetoe	Puhinui	Manukau
RAIL BUS STOP	Customs St West Stop 7005	Orākei P&R Stop 7793	Remuera Rd/ Meadowbank Rd Stop 7430	Stop B Outside McDonalds Stop 1474	Stop C Panmure Interchange Stop 1761	Stop C Sylvia Park Stop 7236	Stop B Ōtāhuhu Interchange Stop 1777	100 Hospital Rd Stop 2005	Stop C Papatoetoe Station Stop 2313	Stop C Puhinui Station Stop 1793	Stop A Davies Ave Stop 2179
RBE	05:22	05:33	05:41	05:49	05:55	06:00	06:08	06:13	06:17	06:20	06:29
RBE	05:52	06:03	06:11	06:19	06:25	06:30	06:38	06:43	06:47	06:50	06:59
RBE	06:22	06:33	06:41	06:49	06:55	07:00	07:08	07:13	07:17	07:20	07:29
RBE	06:42	06:54	07:02	07:11	07:17	07:23	07:32	07:36	07:41	07:45	07:54
RBE	07:02	07:14	07:22	07:31	07:37	07:43	07:52	07:56	08:01	08:05	08:14
RBE	07:32	07:44	07:52	08:01	08:07	08:13	08:22	08:26	08:31	08:35	08:44
RBE	07:52	08:04	08:12	08:21	08:27	08:33	08:42	08:46	08:51	08:55	09:04
RBE	08:12	08:24	08:32	08:41	08:47	08:53	09:02	09:06	09:11	09:15	09:24
RBE	08:32	08:44	08:52	09:01	09:07	09:13	09:22	09:26	09:31	09:35	09:44
RBE	08:52	09:04	09:12	09:21	09:27	09:33	09:42	09:46	09:51	09:55	10:04
Running at the following minutes past each hour between 09:12 and 14:12											
RBE	:12	:24	:33	:42	:48	:54	:03	:08	:13	:16	:26
RBE	:32	:44	:53	:02	:08	:14	:23	:28	:33	:36	:46
RBE	:52	:04	:13	:22	:28	:34	:43	:48	:53	:56	:06
Then at the following times											
RBE	14:32	14:44	14:52	15:01	15:07	15:13	15:22	15:26	15:31	15:35	15:44
RBE	14:52	15:04	15:12	15:21	15:27	15:33	15:42	15:46	15:51	15:55	16:04
RBE	15:12	15:24	15:32	15:41	15:47	15:53	16:02	16:06	16:11	16:15	16:24
RBE	15:32	15:44	15:52	16:01	16:07	16:13	16:22	16:26	16:31	16:35	16:44
Then at the following minutes past each hour from 16:00 until 22:00											
RBE	:00	:12	:20	:29	:35	:41	:50	:54	:59	:03	:12
RBE	:20	:32	:40	:49	:55	:01	:10	:14	:19	:23	:32
RBE	:40	:52	:00	:09	:15	:21	:30	:34	:39	:43	:52
Then at the following times											
RBE	22:20	22:32	22:40	22:49	22:55	23:01	23:10	23:14	23:19	23:23	23:32
RBE	22:55	23:08	23:17	23:27	23:33	23:39	23:49	23:54	23:59	00:03	00:13
RBE	23:25	23:38	23:47	23:57	00:03	00:09	00:19	00:24	00:29	00:33	00:43
RBE	23:55	00:08	00:17	00:27	00:33	00:39	00:49	00:54	00:59	01:03	01:13
RBE	00:25	00:38	00:47	00:57	01:03	01:09	01:19	01:24	01:29	01:33	01:43
RBE	00:55	01:08	01:17	01:27	01:33	01:39	01:49	01:54	01:59	02:03	02:13
RBE	01:25	01:38	01:47	01:57	02:03	02:09	02:19	02:24	02:29	02:33	02:43

*Meadowbank rail bus stop has moved to Stop 7430 Remuera Road

- Customers paying in cash must purchase train tickets at a train station before boarding rail buses.
- Some rail buses cannot accommodate mobility scooters, bicycles, or larger personal items.
- Please make yourself visible to the bus driver and signal the driver to stop.
- AT HOP customers must tag-on when boarding a train or rail bus and tag-off when leaving the station or bus.
- Your AT HOP fare for combined bus and train trips will be calculated based on the start and end of your journey. The journey can use up to five bus or train trips within four hours, with a maximum transfer time of 30 minutes between each trip.
- Terms of use of AT HOP cards are available at AT.govt.nz/ATHOP.

- Rail Bus Services**
Scheduled Bus services which replaces Train service between train stations destinations.
- Train service operating**
These symbols indicate the location of the Train Stations and the Train line which is running as scheduled.
- Train service not operating**
These symbols indicate the section of the Train line which are not operating a service. Rail Buses service available.
- Bus and Connecting Services**
Regular services indicated above connect you to local interchanges and key destinations.
- Key Station or Connection Point**
This symbol indicates a location to connect to other bus and train services.
- 24hr Clock**
23 00 13
22 11 12 1
21 10 11 2 14
20 9 10 3 15
19 8 7 6 5 4 16
18 17
- Public holidays**
On public holidays a Sunday timetable operates. When Waitangi Day (6 Feb) or Anzac Day (25 April) fall on a Saturday, normal Saturday timetables run.
- Disclaimer**
Actual bus frequency may vary due to traffic, road conditions or other unplanned circumstances. This information is a true and accurate guide at the time of publication. However, Auckland Transport and its operators reserve the right to change services without notice. All travel is subject to the respective Operator's Conditions of Carriage. For clarification on all issues it is recommended you contact Auckland Transport.



Re-plan your journey on the **AT Mobile app** or **AT website**
Scan the code or call us on 09 366 6400

