

Eastern Line



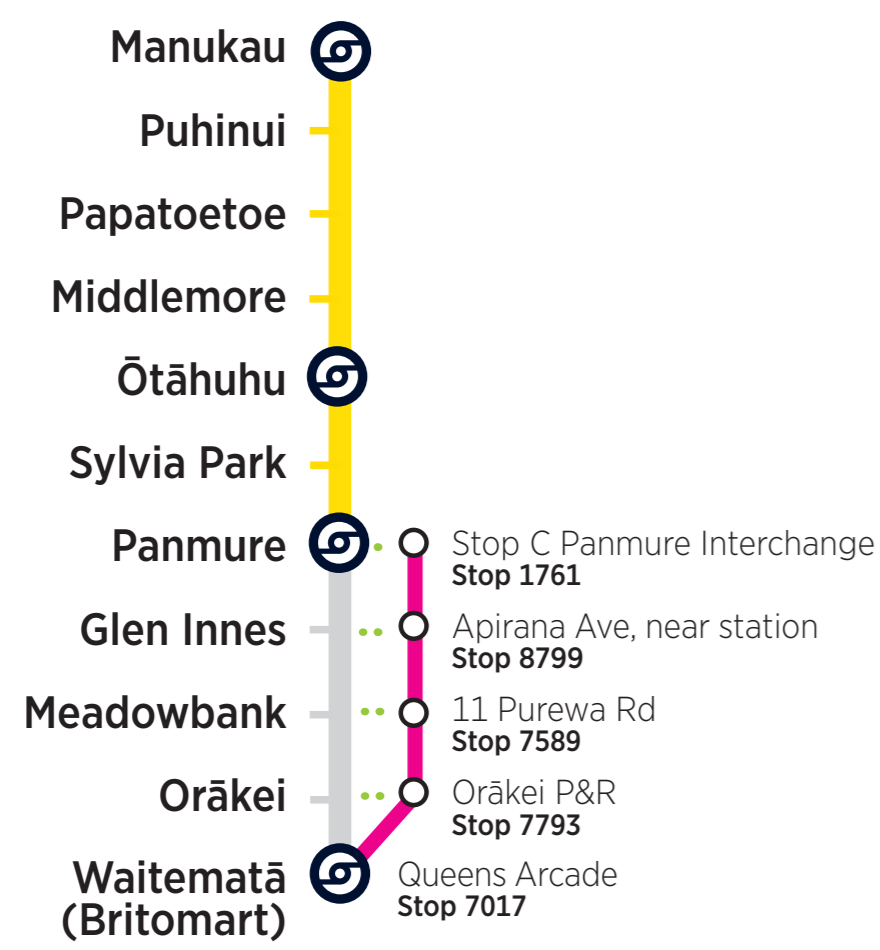
Rail Bus & Train Timetable

Monday 12 to Thursday 15 February 2024,
and Monday 19 to Thursday 21 February 2024



Rail buses replace trains from late evening between Waitemata (Britomart) and Panmure

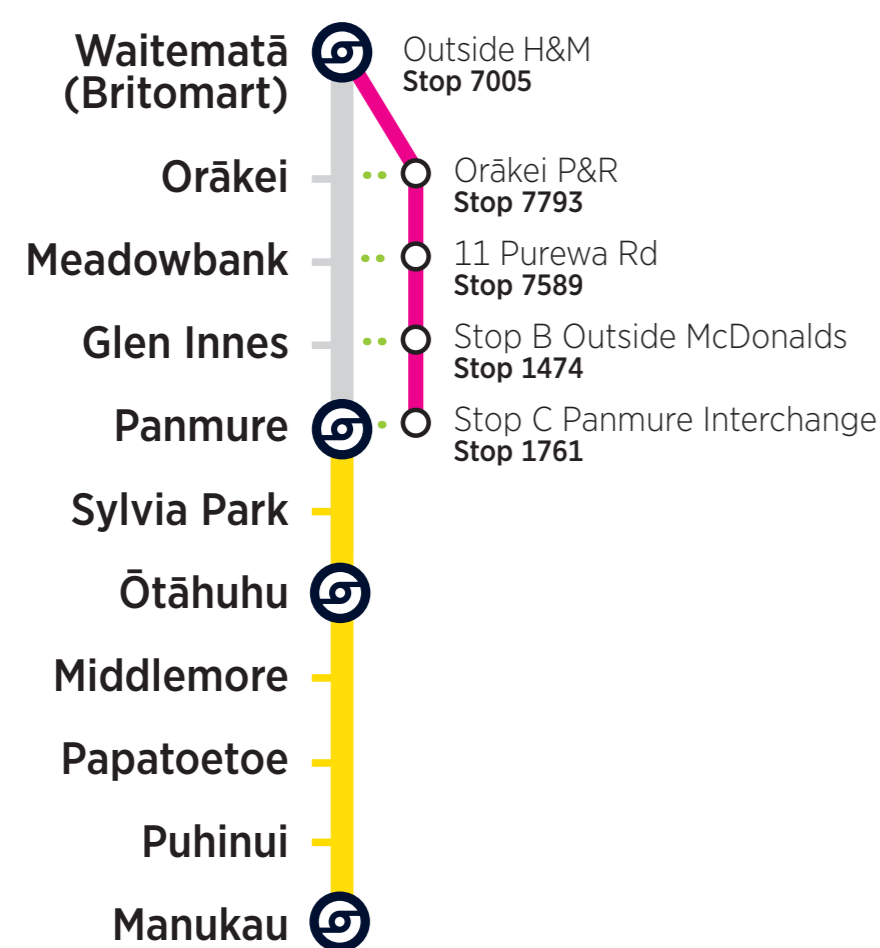
Towards Waitemata (Britomart) City Centre



STATION	Manukau	Puhinui	Papatotetoe	Middlemore	Otāhuhu	Sylvia Park	Panmure Train	Panmure Rail Bus	Glen Innes	Meadowbank	Orakei	Waitemata (Britomart)
RAIL BUS STOP	-	-	-	-	-	-	-	Stop C Panmure Interchange Stop 1761	Apirana Ave, near station Stop 8799	11 Purewa Rd Stop 7589	Orakei P&R Stop 7793	Queens Arcade Stop 7017
TRAIN	05:15	05:20	05:23	05:25	05:28	05:33	05:36	-	05:39	05:43	05:45	05:52
TRAIN	05:35	05:40	05:43	05:45	05:48	05:53	05:56	-	05:59	06:03	06:05	06:12
TRAIN	05:55	06:00	06:03	06:05	06:08	06:13	06:16	-	06:19	06:23	06:25	06:32
Running at the following minutes past each hour between 06:15 and 08:53												
TRAIN	:15	:20	:23	:25	:28	:33	:36	-	:39	:43	:45	:52
TRAIN	:23	:29	:32	:35	:38	:43	:46	-	:49	:53	:55	:02
TRAIN	:35	:40	:43	:45	:48	:53	:56	-	:59	:03	:05	:12
TRAIN	:45	:50	:53	:55	:58	:03	:06	-	:09	:13	:15	:22
TRAIN	:53	:59	:02	:05	:08	:13	:16	-	:19	:23	:25	:32
TRAIN	:05	:10	:13	:15	:18	:23	:26	-	:29	:33	:35	:42
Then at the following minutes past each hour from 09:15 until 14:55												
TRAIN	:15	:20	:23	:25	:28	:33	:36	-	:39	:43	:45	:52
TRAIN	:35	:40	:43	:45	:48	:53	:56	-	:59	:03	:05	:12
TRAIN	:55	:00	:03	:05	:08	:13	:16	-	:19	:23	:25	:32
Then at the following minutes past each hour from 15:15 until 18:35												
TRAIN	:15	:20	:23	:25	:28	:33	:36	-	:39	:43	:45	:52
TRAIN	:23	:29	:32	:35	:38	:43	:46	-	:49	:53	:55	:02
TRAIN	:35	:40	:43	:45	:48	:53	:56	-	:59	:03	:05	:12
TRAIN	:45	:50	:53	:55	:58	:03	:06	-	:09	:13	:15	:22
TRAIN	:53	:59	:02	:05	:08	:13	:16	-	:19	:23	:25	:32
TRAIN	:05	:10	:13	:15	:18	:23	:26	-	:29	:33	:35	:42
Then at the following times												
TRAIN	18:53	18:59	19:02	19:05	19:08	19:13	19:16	-	19:19	19:23	19:25	19:32
TRAIN	19:15	19:20	19:23	19:25	19:28	19:33	19:36	-	19:39	19:43	19:45	19:52
TRAIN	19:35	19:40	19:43	19:45	19:48	19:53	19:56	-	19:59	20:03	20:05	20:12
TRAIN	20:05	20:10	20:13	20:15	20:18	20:23	20:26	-	20:29	20:33	20:35	20:42
TRAIN	20:35	20:40	20:43	20:45	20:48	20:53	20:56	-	20:59	21:03	21:05	21:12
TRAIN	21:05	21:10	21:13	21:15	21:18	21:23	21:26	-	21:29	21:33	21:35	21:42
TRAIN	21:35	21:40	21:43	21:45	21:48	21:53	21:56	-	21:59	22:03	22:05	22:12
TRAIN/RBE	22:05	22:10	22:13	22:15	22:18	22:23	22:26	22:36	22:41	22:51	23:01	23:11

RBE = Rail Bus Eastern

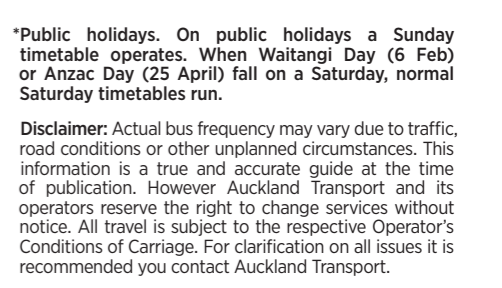

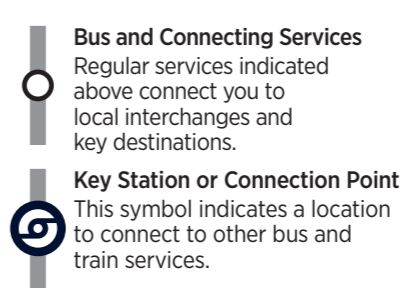
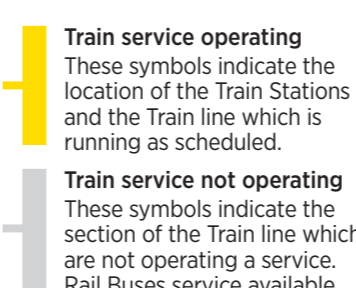
Towards Manukau



STATION	Waitemata (Britomart)	Orakei	Meadowbank	Glen Innes	Panmure Rail Bus	Panmure Train	Sylvia Park	Otāhuhu	Middlemore	Papatotetoe	Puhinui	Manukau
RAIL BUS STOP	Outside H&M Stop 7005	Orakei P&R Stop 7793	11 Purewa Rd Stop 7589	Stop B Outside McDonalds Stop 1474	Stop C Panmure Interchange Stop 1761	-	-	-	-	-	-	-
TRAIN	05:38	05:44	05:46	05:50	-	05:53	05:56	06:03	06:06	06:09	06:11	06:17
TRAIN	05:58	06:04	06:06	06:10	-	06:13	06:16	06:23	06:26	06:29	06:31	06:37
TRAIN	06:18	06:24	06:26	06:30	-	06:33	06:36	06:43	06:46	06:49	06:51	06:57
Running at the following minutes past each hour between 06:38 and 09:28												
TRAIN	:38	:44	:46	:50	-	:53	:56	:03	:06	:09	:11	:17
TRAIN	:48	:54	:56	:00	-	:04	:07	:15	:18	:21	:23	:27
TRAIN	:58	:04	:06	:10	-	:13	:16	:23	:26	:29	:31	:37
TRAIN	:08	:14	:16	:20	-	:23	:26	:33	:36	:39	:41	:47
TRAIN	:18	:24	:26	:30	-	:34	:37	:45	:48	:51	:53	:57
TRAIN	:28	:34	:36	:40	-	:43	:46	:53	:56	:59	:01	:07
Then at the following minutes past each hour from 09:48 until 15:48												
TRAIN	:48	:54	:56	:00	-	:03	:06	:13	:16	:19	:21	:27
TRAIN	:08	:14	:16	:20	-	:23	:26	:33	:36	:39	:41	:47
TRAIN	:28	:34	:36	:40	-	:43	:46	:53	:56	:59	:01	:07
Then at the following minutes past each hour from 15:58 until 18:58												
TRAIN	:58	:04	:06	:10	-	:13	:16	:23	:26	:29	:31	:37
TRAIN	:08	:14	:16	:20	-	:23	:26	:33	:36	:39	:41	:47
TRAIN	:18	:24	:26	:30	-	:34	:37	:45	:48	:51	:53	:57
TRAIN	:28	:34	:36	:40	-	:43	:46	:53	:56	:59	:01	:07
TRAIN	:38	:44	:46	:50	-	:53	:56	:03	:06	:09	:11	:17
TRAIN	:48	:54	:56	:00	-	:04	:07	:15	:18	:21	:23	:27
Then at the following times												
TRAIN	19:18	19:24	19:26	19:30	-	19:33	19:36	19:43	19:46	19:49	19:51	19:57
TRAIN	19:38	19:44	19:46	19:50	-	19:53	19:56	20:03	20:06	20:09	20:11	20:17
TRAIN	19:58	20:04	20:06	20:10	-	20:13	20:16	20:23	20:26	20:29	20:31	20:37
TRAIN	20:18	20:24	20:26	20:30	-	20:33	20:36	20:43	20:46	20:49	20:51	20:57
TRAIN	20:48	20:54	20:56	21:00	-	21:03	21:06	21:13	21:16	21:19	21:21	21:27
TRAIN	21:18	21:24	21:26	21:30	-	21:33	21:36	21:43	21:46	21:49	21:51	21:57
TRAIN	21:48	21:54	21:56	22:00	-	22:03	22:06	22:13	22:16	22:19	22:21	22:27
TRAIN	22:18	22:24	22:26	22:30	-	22:33	22:36	22:43	22:46	22:49	22:51	22:57
RBE/TRAIN	22:18	22:28	22:38	22:48	22:53	23:03	23:06	23:13	23:16	23:19	23:21	23:27

RBE = Rail Bus Eastern

- Please make yourself visible to the bus driver and signal the driver to stop.
- Customers paying by cash must purchase train tickets at a train station before boarding Rail Buses.
- AT HOP customers must tag-on when boarding and tag-off when leaving the bus.
- Your AT HOP fare for combined bus and train trips will be calculated based on the start and end of the journey. The journey can use up to five bus or train trips within four hours, with a maximum transfer time of 30 minutes between each trip (excludes SkyBus services).
- Terms of use for AT HOP cards are available at AT.govt.nz/ATHOP.
- Rail Buses cannot accommodate mobility scooters, bicycles, or larger personal items.



Download the AT Mobile app from the App Store or Google Play
For more information visit AT.govt.nz or call 09 366 6400