

Onehunga Line



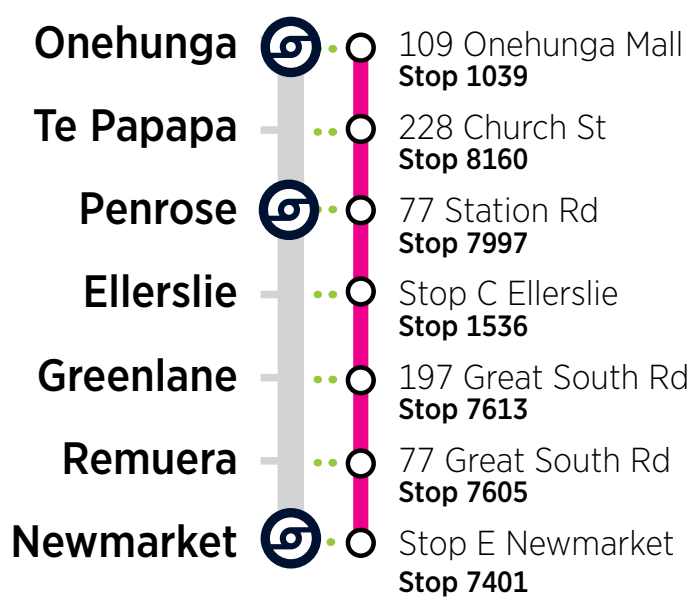
please
signal
driver

Summer Rail Upgrades

Saturday 27 December 2025 to Sunday 4 January 2026

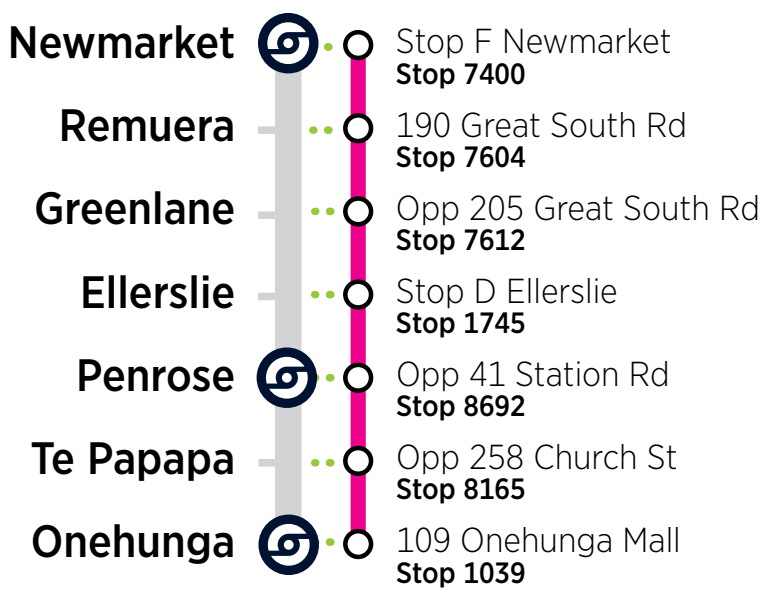
Rail buses replace trains between Newmarket and Onehunga

Towards Newmarket



STATION	Onehunga	Te Papapa	Penrose	Ellerslie	Greenlane	Remuera	Newmarket
RAIL BUS STOP	109 Onehunga Mall Stop 1039	228 Church St Stop 8160	77 Station Rd Stop 7997	Stop C Ellerslie Stop 1536	197 Great South Rd Stop 7613	77 Great South Rd Stop 7605	Stop E Newmarket Stop 7401
RBO	06:10	06:14	06:18	06:21	06:25	06:28	06:33
RBO	06:40	06:44	06:48	06:52	06:56	06:58	07:03
RBO	07:10	07:14	07:18	07:22	07:26	07:28	07:33
RBO	07:40	07:44	07:49	07:54	07:58	08:00	08:05
Then at the following minutes past each hour from 08:10 until 17:40							
RBO	:10	:14	:18	:22	:26	:28	:33
RBO	:40	:44	:49	:54	:58	:00	:05
Then at the following times							
RBO	18:10	18:14	18:18	18:22	18:26	18:28	18:33
RBO	18:40	18:44	18:48	18:52	18:56	18:58	19:03
RBO	19:10	19:14	19:18	19:22	19:26	19:28	19:33
RBO	19:40	19:44	19:48	19:52	19:56	19:58	20:03
RBO	20:10	20:14	20:18	20:22	20:26	20:28	20:33
RBO	20:40	20:44	20:48	20:52	20:56	20:58	21:03
RBO	21:10	21:14	21:18	21:22	21:26	21:28	21:33
RBO	21:40	21:44	21:48	21:52	21:56	21:58	22:03
RBO	22:10	22:14	22:18	22:22	22:26	22:28	22:33
RBO	22:40	22:44	22:48	22:52	22:56	22:58	23:03
Trips below operate Friday, Saturday and New Year's Eve (31 December) only							
RBO	23:10	23:14	23:18	23:22	23:26	23:28	23:33
RBO	23:40	23:44	23:48	23:52	23:56	23:58	00:03
RBO	00:10	00:14	00:18	00:22	00:26	00:28	00:33
RBO	00:40	00:44	00:48	00:52	00:56	00:58	01:03
RBO	01:10	01:14	01:18	01:22	01:26	01:28	01:33
RBO = Rail Bus Onehunga Line							

Towards Onehunga



STATION	Newmarket	Remuera	Greenlane	Ellerslie	Penrose	Te Papapa	Onehunga
RAIL BUS STOP	Stop F Newmarket Stop 7400	190 Great South Rd Stop 7604	Opp 205 Great South Rd Stop 7162	Stop D Ellerslie Stop 1745	Opp 41 Station Rd Stop 8692	Opp 258 Church St Stop 8165	109 Onehunga Mall Stop 1039
RBO	06:15	06:19	06:21	06:24	06:27	06:32	06:35
RBO	06:45	06:49	06:52	06:55	06:58	07:03	07:06
RBO	07:15	07:20	07:22	07:26	07:30	07:35	07:38
RBO	07:45	07:50	07:52	07:56	08:00	08:05	08:08
Then at the following minutes past each hour from 08:15 until 17:45							
RBO	:15	:20	:22	:26	:30	:35	:38
RBO	:45	:50	:52	:56	:00	:05	:08
Then at the following times							
RBO	18:15	18:20	18:23	18:27	18:31	18:36	18:39
RBO	18:45	18:50	18:53	18:57	19:01	19:06	19:09
RBO	19:15	19:20	19:22	19:26	19:30	19:35	19:38
RBO	19:45	19:50	19:52	19:56	20:00	20:05	20:08
RBO	20:15	20:20	20:22	20:26	20:30	20:35	20:37
RBO	20:45	20:49	20:52	20:55	20:59	21:04	21:07
RBO	21:15	21:19	21:22	21:25	21:29	21:34	21:37
RBO	21:45	21:49	21:52	21:55	21:59	22:04	22:06
RBO	22:15	22:19	22:21	22:24	22:28	22:33	22:36
RBO	22:45	22:49	22:51	22:54	22:58	23:03	23:06
Trips below operate Friday, Saturday and New Year's Eve (31 December) only							
RBO	23:15	23:19	23:21	23:24	23:28	23:33	23:36
RBO	23:45	23:49	23:51	23:54	23:58	00:03	00:06
RBO	00:15	00:19	00:21	00:24	00:28	00:33	00:36
RBO	00:45	00:49	00:51	00:54	00:58	01:03	01:06
RBO = Rail Bus Onehunga Line							

- Customers paying in cash must purchase train tickets at a train station before boarding rail buses.
- Some rail buses cannot accommodate mobility scooters, bicycles, or larger personal items.
- Please make yourself visible to the bus driver and signal the driver to stop.
- AT HOP customers must tag-on when boarding a train or rail bus and tag-off when leaving the station or bus.
- Your AT HOP fare for combined bus and train trips will be calculated based on the start and end of your journey. The journey can use up to five bus or train trips within four hours, with a maximum transfer time of 30 minutes between each trip.
- Terms of use of AT HOP cards are available at [AT.govt.nz/ATHOP](https://at.govt.nz/ATHOP).



Rail Bus Services
Scheduled Bus services which replaces Train service between train stations destinations.

Pedestrian Walkway
Walking access. Usually short distance between different Platforms or Bus Stops.



Train service operating
These symbols indicate the location of the Train Stations and the Train line which is running as scheduled.




Train service not operating
These symbols indicate the section of the Train line which are not operating a service. Rail Buses service available.




Bus and Connecting Services
Regular services indicated above connect you to local interchanges and key destinations.



Key Station or Connection Point
This symbol indicates a location to connect to other bus and train services.



24hr Clock
Public holidays. On public holidays a Sunday timetable operates. When Waitangi Day (6 Feb) or Anzac Day (25 April) fall on a Saturday, normal Saturday timetables run.
Disclaimer: Actual bus frequency may vary due to traffic, road conditions or other unforeseen circumstances. This information is a true and accurate guide at the time of publication. However, Auckland Transport and its operators reserve the right to change services without notice. All travel is subject to the respective Operator's Conditions of Carriage. For clarification on all issues it is recommended you contact Auckland Transport.



Re-plan your journey on the **AT Mobile app** or **AT website**
Scan the code or call us on 09 366 6400

