



Blues v Chiefs

Saturday 22 June 2024

Additional services operating in the evening.

Towards Waitematā (Britomart) City Centre

STATION	Papakura	Takaanini	Te Mahia	Manurewa	Homai	Puhinui	Papatoetoe	Middlemore	Ōtāhuhu	Penrose	Ellerslie	Greenlane	Remuera	Newmarket	Parnell	Waitematā (Britomart)
Pukekohe	TRAIN 06:16	06:20	06:22	06:24	06:27	06:33	06:35	06:38	06:42	06:47	06:49	06:52	06:54	06:57	07:01	07:06
Papakura	TRAIN 06:36	06:40	06:42	06:44	06:47	06:53	06:55	06:58	07:02	07:07	07:09	07:12	07:14	07:17	07:21	07:26
Takaanini	TRAIN 06:56	07:00	07:02	07:04	07:07	07:13	07:15	07:18	07:22	07:27	07:29	07:32	07:34	07:37	07:41	07:46
Te Mahia	TRAIN 07:16	07:20	07:22	07:24	07:27	07:33	07:35	07:38	07:42	07:47	07:49	07:52	07:54	07:57	08:01	08:06
Manurewa	TRAIN 07:36	07:40	07:42	07:44	07:47	07:53	07:55	07:58	08:02	08:07	08:09	08:12	08:14	08:17	08:21	08:26
Homai	TRAIN 07:56	08:00	08:02	08:04	08:07	08:13	08:15	08:18	08:22	08:27	08:29	08:32	08:34	08:37	08:41	08:46
Puhinui	Then at the following minutes past each hour															
Papatoetoe	TRAIN :16	:20	:22	:24	:27	:33	:35	:38	:42	:47	:49	:52	:54	:57	:01	:06
Middlemore	TRAIN :36	:40	:42	:44	:47	:53	:55	:58	:02	:07	:09	:12	:14	:17	:21	:26
Ōtāhuhu	TRAIN :56	:00	:02	:04	:07	:13	:15	:18	:22	:27	:29	:32	:34	:37	:41	:46
Penrose	Until															
Ellerslie	TRAIN 19:16	19:20	19:22	19:24	19:27	19:33	19:35	19:38	19:42	19:47	19:49	19:52	19:54	19:57	20:01	20:06
Greenlane	TRAIN 19:36	19:40	19:42	19:44	19:47	19:53	19:55	19:58	20:02	20:07	20:09	20:12	20:14	20:17	20:21	20:26
Remuera	TRAIN 20:06	20:10	20:12	20:14	20:17	20:23	20:25	20:28	20:32	20:37	20:39	20:42	20:44	20:47	20:51	20:56
Newmarket	TRAIN 20:36	20:40	20:42	20:44	20:47	20:53	20:55	20:58	21:02	21:07	21:09	21:12	21:14	21:17	21:21	21:26
Parnell	TRAIN 21:06	21:10	21:12	21:14	21:17	21:23	21:25	21:28	21:32	21:37	21:39	21:42	21:44	21:47	21:51	21:56
Waitematā (Britomart)	TRAIN 21:36	21:40	21:42	21:44	21:47	21:53	21:55	21:58	22:02	22:07	22:09	22:12	22:14	22:17	22:21	22:26
	TRAIN 22:06	22:10	22:12	22:14	22:17	22:23	22:25	22:28	22:32	22:37	22:39	22:42	22:44	22:47	22:51	22:56
	TRAIN 22:36	22:40	22:42	22:44	22:47	22:53	22:55	22:58	23:02	23:07	23:09	23:12	23:14	23:17	23:21	23:26
	TRAIN 23:06	23:10	23:12	23:14	23:17	23:23	23:25	23:28	23:32	23:37	23:39	23:42	23:44	23:47	23:51	23:56
	TRAIN 23:36	23:40	23:42	23:44	23:47	23:53	23:55	23:58	00:02	00:07	00:09	00:12	00:14	00:17	00:21	00:26
	TRAIN 00:06	00:10	00:12	00:14	00:17	00:23	00:25	00:28	00:32	00:37	00:39	00:42	00:44	00:47	00:51	00:56

Towards Papakura

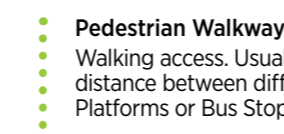
STATION	Waitematā (Britomart)	Parnell	Newmarket	Remuera	Greenlane	Ellerslie	Penrose	Ōtāhuhu	Middlemore	Papatoetoe	Puhinui	Homai	Manurewa	Te Mahia	Takaanini	Papakura
Waitematā (Britomart)	TRAIN 06:12	06:17	06:20	06:23	06:25	06:27	06:30	06:36	06:39	06:42	06:44	06:48	06:51	06:53	06:56	07:00
Parnell	TRAIN 06:32	06:37	06:40	06:43	06:45	06:47	06:50	06:56	06:59	07:02	07:04	07:08	07:11	07:13	07:16	07:20
Newmarket	TRAIN 06:52	06:57	07:00	07:03	07:05	07:07	07:10	07:16	07:19	07:22	07:24	07:28	07:31	07:33	07:36	07:40
Remuera	TRAIN 07:12	07:17	07:20	07:23	07:25	07:27	07:30	07:36	07:39	07:42	07:44	07:48	07:51	07:53	07:56	08:00
Greenlane	TRAIN 07:32	07:37	07:40	07:43	07:45	07:47	07:50	07:56	07:59	08:02	08:04	08:08	08:11	08:13	08:16	08:20
Ellerslie	TRAIN 07:52	07:57	08:00	08:03	08:05	08:07	08:10	08:16	08:19	08:22	08:24	08:28	08:31	08:33	08:36	08:40
Penrose	Then at the following minutes past each hour															
Ōtāhuhu	TRAIN :12	:17	:20	:23	:25	:27	:30	:36	:39	:42	:44	:48	:51	:53	:56	:00
Middlemore	TRAIN :32	:37	:40	:43	:45	:47	:50	:56	:59	:02	:04	:08	:11	:13	:16	:20
Papatoetoe	TRAIN :52	:57	:00	:03	:05	:07	:10	:16	:19	:22	:24	:28	:31	:33	:36	:40
Puhinui	Until															
Homai	TRAIN 19:12	19:17	19:20	19:23	19:25	19:27	19:30	19:36	19:39	19:42	19:44	19:48	19:51	19:53	19:56	20:00
Manurewa	TRAIN 19:32	19:37	19:40	19:43	19:45	19:47	19:50	19:56	19:59	20:02	20:04	20:08	20:11	20:13	20:16	20:20
Te Mahia	TRAIN 20:02	20:07	20:10	20:13	20:15	20:17	20:20	20:26	20:29	20:32	20:34	20:38	20:41	20:43	20:46	20:50
Takaanini	TRAIN 20:32	20:37	20:40	20:43	20:45	20:47	20:50	20:56	20:59	21:02	21:04	21:08	21:11	21:13	21:16	21:20
Papakura	TRAIN 21:02	21:07	21:10	21:13	21:15	21:17	21:20	21:26	21:29	21:32	21:34	21:38	21:41	21:43	21:46	21:50
	TRAIN* 21:22	21:27	21:30	21:33	21:35	21:37	21:40	21:46	21:49	21:52	21:54	21:58	22:01	22:03	22:06	22:10
	TRAIN* 21:32	21:37	21:40	21:43	21:45	21:47	21:50	21:56	21:59	22:02	22:04	22:08	22:11	22:13	22:16	22:20
	TRAIN* 21:42	21:47	21:50	21:53	21:55	21:57	22:00	22:06	22:09	22:12	22:14	22:18	22:21	22:23	22:26	22:30
	TRAIN* 21:52	21:57	22:00	22:03	22:05	22:07	22:10	22:16	22:19	22:22	22:24	22:28	22:31	22:33	22:36	22:40
	TRAIN* 22:02	22:07	22:10	22:13	22:15	22:17	22:20	22:26	22:29	22:32	22:34	22:38	22:41	22:43	22:46	22:50
	TRAIN* 22:12	22:17	22:20	22:23	22:25	22:27	22:30	22:36	22:39	22:42	22:44	22:48	22:51	22:53	22:56	23:00
	TRAIN 22:32	22:37	22:40	22:43	22:45	22:47	22:50	22:56	22:59	23:02	23:04	23:08	23:11	23:13	23:16	23:20
	TRAIN 23:02	23:07	23:10	23:13	23:15	23:17	23:20	23:26	23:29	23:32	23:34	23:38	23:41	23:43	23:46	23:50
	TRAIN 23:32	23:37	23:40	23:43	23:45	23:47	23:50	23:56	23:59	00:02	00:04	00:08	00:11	00:13	00:16	00:20
	TRAIN 00:02	00:07	00:10	00:13	00:15	00:17	00:20	00:26	00:29	00:32	00:34	00:38	00:41	00:43	00:46	00:50
	TRAIN 00:32	00:37	00:40	00:43	00:45	00:47	00:50	00:56	00:59	01:02	01:04	01:08	01:11	01:13	01:16	01:20

*Additional services are highlighted red.

- Customers paying in cash must purchase train tickets at a train station before boarding rail buses.
- Some rail buses cannot accommodate mobility scooters, bicycles, or larger personal items.
- Please make yourself visible to the bus driver and signal the driver to stop.
- AT HOP customers must tag-on when boarding a train or rail bus and tag-off when leaving the station or bus.
- Your AT HOP fare for combined bus and train trips will be calculated based on the start and end of your journey. The journey can use up to five bus or train trips within four hours, with a maximum transfer time of 30 minutes between each trip.
- Terms of use of AT HOP cards are available at AT.govt.nz/ATHOP.


Rail Bus Services

Scheduled Bus services which replaces Train service between train stations destinations.



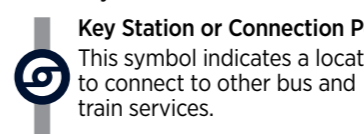
Train service operating

These symbols indicate the location of the Train Stations and the Train line which is running as scheduled.




Bus and Connecting Services

Regular services indicated above connect you to local interchanges and key destinations.




Key Station or Connection Point

This symbol indicates a location to connect to other bus and train services.



24hr Clock



Public holidays

On public holidays a Sunday timetable operates. When Waitangi Day (6 Feb) or Anzac Day (25 April) fall on a Saturday, normal Saturday timetables run. Disclaimer: Actual bus frequency may vary due to traffic, road conditions or other unplanned circumstances. This information is a true and accurate guide at the time of publication. However Auckland Transport and its operators reserve the right to change services without notice. All travel is subject to the respective Operator's Conditions of Carriage. For clarification on all issues it is recommended you contact Auckland Transport.



Re-plan your journey on the **AT Mobile app** or **AT website**
Scan the code or call us on 09 366 6400

