

# Eastern Line

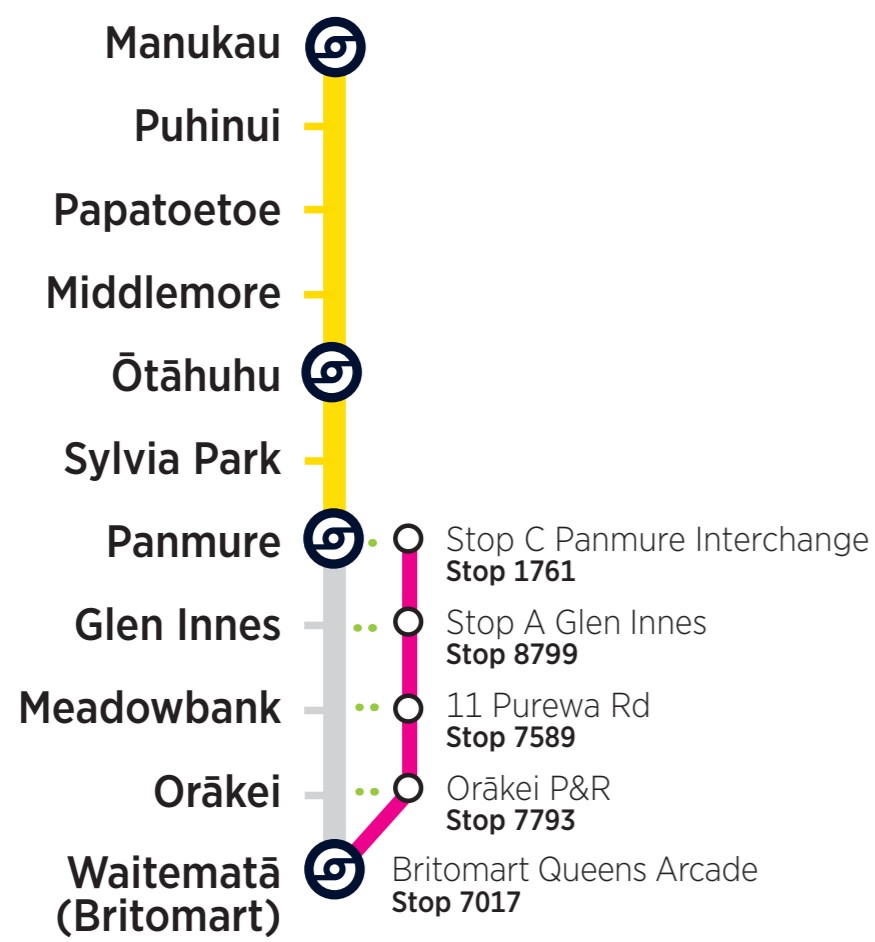


# Rail Bus & Train Timetable

## Friday 19 July 2024

Rail buses replace trains from late evening between Waitematā (Britomart) and Panmure

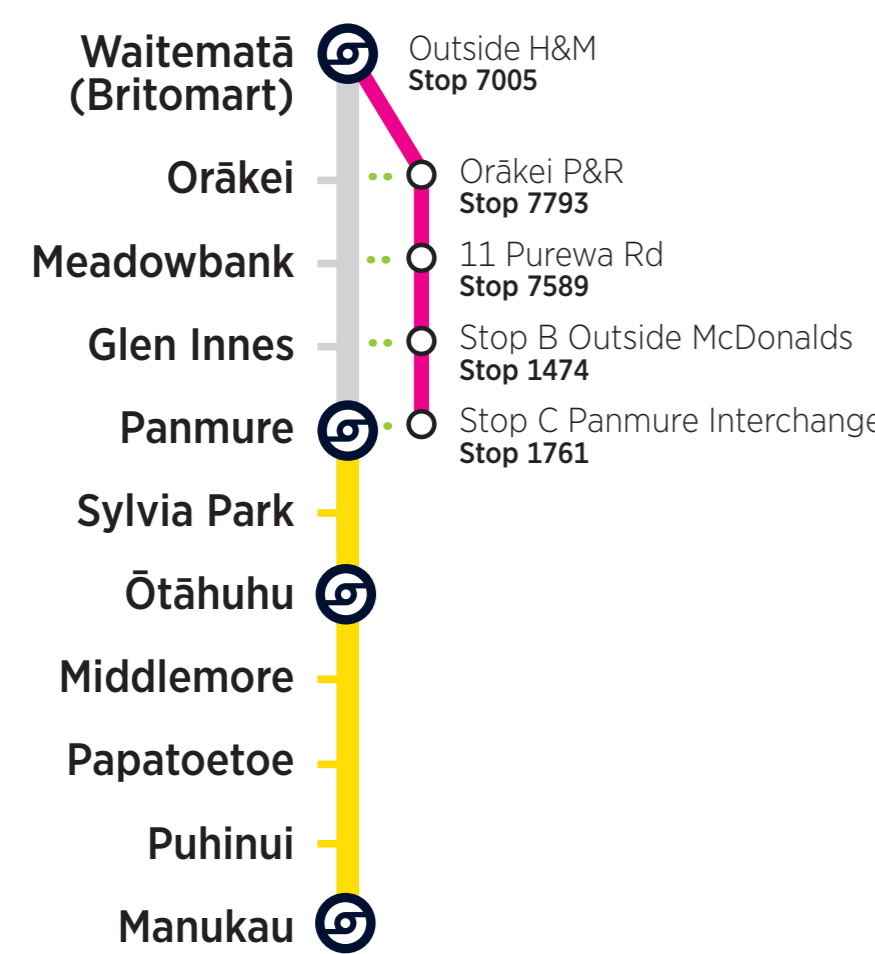
### Towards Waitematā (Britomart) City Centre



STATION	Manukau	Puhinui	Papatoetoe	Middlemore	Ōtāhuhu	Sylvia Park	Panmure Train	Panmure Rail Bus	Glen Innes	Meadowbank	Orākei	Waitematā (Britomart)
<b>RAIL BUS STOP</b>	-	-	-	-	-	-	-	Stop C Panmure Interchange Stop 1761	Stop A Glen Innes Stop 8799	11 Purewa Rd Stop 7589	Orākei P&R Stop 7793	Britomart Queens Arcade Stop 7017
TRAIN	05:15	05:20	05:23	05:25	05:28	05:33	05:36	-	05:39	05:43	05:45	05:52
TRAIN	05:35	05:40	05:43	05:45	05:48	05:53	05:56	-	05:59	06:03	06:05	06:12
TRAIN	05:55	06:00	06:03	06:05	06:08	06:13	06:16	-	06:19	06:23	06:25	06:32
Running at the following minutes past each hour between 06:15 and 08:23												
TRAIN	:15	:20	:23	:25	:28	:33	:36	-	:39	:43	:45	:52
TRAIN	:23	:29	:32	:35	:38	:43	:46	-	:49	:53	:55	:02
TRAIN	:35	:40	:43	:45	:48	:53	:56	-	:59	:03	:05	:12
TRAIN	:45	:50	:53	:55	:58	:03	:06	-	:09	:13	:15	:22
TRAIN	:53	:59	:02	:05	:08	:13	:16	-	:19	:23	:25	:32
TRAIN	:05	:10	:13	:15	:18	:23	:26	-	:29	:33	:35	:42
Then at the following minutes past each hour from 08:35 until 15:15												
TRAIN	:35	:40	:43	:45	:48	:53	:56	-	:59	:03	:05	:12
TRAIN	:55	:00	:03	:05	:08	:13	:16	-	:19	:23	:25	:32
TRAIN	:15	:20	:23	:25	:28	:33	:36	-	:39	:43	:45	:52
Then at the following minutes past each hour from 15:23 until 18:23												
TRAIN	:23	:29	:32	:35	:38	:43	:46	-	:49	:53	:55	:02
TRAIN	:35	:40	:43	:45	:48	:53	:56	-	:59	:03	:05	:12
TRAIN	:45	:50	:53	:55	:58	:03	:06	-	:09	:13	:15	:22
TRAIN	:53	:59	:02	:05	:08	:13	:16	-	:19	:23	:25	:32
TRAIN	:05	:10	:13	:15	:18	:23	:26	-	:29	:33	:35	:42
TRAIN	:15	:20	:23	:25	:28	:33	:36	-	:39	:43	:45	:52
Then at the following times												
TRAIN	18:35	18:40	18:43	18:45	18:48	18:53	18:56	-	18:59	19:03	19:05	19:12
TRAIN	18:55	19:00	19:03	19:05	19:08	19:13	19:16	-	19:19	19:23	19:25	19:32
TRAIN	19:15	19:20	19:23	19:25	19:28	19:33	19:36	-	19:39	19:43	19:45	19:52
TRAIN	19:35	19:40	19:43	19:45	19:48	19:53	19:56	-	19:59	20:03	20:05	20:12
TRAIN	20:05	20:10	20:13	20:15	20:18	20:23	20:26	-	20:29	20:33	20:35	20:42
TRAIN	20:35	20:40	20:43	20:45	20:48	20:53	20:56	-	20:59	21:03	21:05	21:12
TRAIN	21:05	21:10	21:13	21:15	21:18	21:23	21:26	-	21:29	21:33	21:35	21:42
TRAIN	21:35	21:40	21:43	21:45	21:48	21:53	21:56	-	21:59	22:03	22:05	22:12
TRAIN/RBE	22:05	22:10	22:13	22:15	22:18	22:23	22:26	22:36	22:42	22:55	23:08	23:18
TRAIN/RBE	22:35	22:40	22:43	22:45	22:48	22:53	22:56	23:06	23:12	23:25	23:38	23:48
TRAIN/RBE	23:05	23:10	23:13	23:15	23:18	23:23	23:26	23:36	23:42	23:55	00:08	00:18
TRAIN/RBE	23:35	23:40	23:43	23:45	23:48	23:53	23:56	00:06	00:12	00:25	00:38	00:48
TRAIN/RBE	00:05	00:10	00:13	00:15	00:18	00:23	00:26	00:36	00:42	00:55	01:08	01:18
TRAIN/RBE	00:35	00:40	00:43	00:45	00:48	00:53	00:56	01:06	01:12	01:25	01:38	01:48
TRAIN/RBE	01:05	01:10	01:13	01:15	01:18	01:23	01:26	01:36	01:42	01:55	02:08	02:18

RBE = Rail Bus Eastern

### Towards Manukau



STATION	Waitematā (Britomart)	Orākei	Meadowbank	Glen Innes	Panmure Rail Bus	Panmure Train	Sylvia Park	Ōtāhuhu	Middlemore	Papatoetoe	Puhinui	Manukau
<b>RAIL BUS STOP</b>	Outside H&M Stop 7005	Orākei P&R Stop 7793	11 Purewa Rd Stop 7589	Stop B Outside McDonalds Stop 1474	Stop C Panmure Interchange Stop 1761	-	-	-	-	-	-	-
TRAIN	05:38	05:44	05:46	05:50	-	05:53	05:56	06:03	06:06	06:09	06:11	06:17
TRAIN	05:58	06:04	06:06	06:10	-	06:13	06:16	06:23	06:26	06:29	06:31	06:37
TRAIN	06:18	06:24	06:26	06:30	-	06:33	06:36	06:43	06:46	06:49	06:51	06:57
Running at the following minutes past each hour between 06:38 and 09:18												
TRAIN	:38	:44	:46	:50	-	:53	:56	:03	:06	:09	:11	:17
TRAIN	:48	:54	:56	:00	-	:04	:07	:15	:18	:21	:23	:27
TRAIN	:58	:04	:06	:10	-	:13	:16	:23	:26	:29	:31	:37
TRAIN	:08	:14	:16	:20	-	:23	:26	:33	:36	:39	:41	:47
TRAIN	:18	:24	:26	:30	-	:34	:37	:45	:48	:51	:53	:57
TRAIN	:28	:34	:36	:40	-	:43	:46	:53	:56	:59	:01	:07
Then at the following minutes past each hour from 09:38 until 15:38												
TRAIN	:38	:44	:46	:50	-	:53	:56	:03	:06	:09	:11	:17
TRAIN	:58	:04	:06	:10	-	:13	:16	:23	:26	:29	:31	:37
TRAIN	:18	:24	:26	:30	-	:33	:36	:43	:46	:49	:51	:57
Then at the following minutes past each hour from 15:58 until 18:58												
TRAIN	:58	:04	:06	:10	-	:13	:16	:23	:26	:29	:31	:37
TRAIN	:08	:14	:16	:20	-	:23	:26	:33	:36	:39	:41	:47
TRAIN	:18	:24	:26	:30	-	:34	:37	:45	:48	:51	:53	:57
TRAIN	:28	:34	:36	:40	-	:43	:46	:53	:56	:59	:01	:07
TRAIN	:38	:44	:46	:50	-	:53	:56	:03	:06	:09	:11	:17
TRAIN	:48	:54	:56	:00	-	:04	:07	:15	:18	:21	:23	:27
Then at the following times												
TRAIN	19:18	19:24	19:26	19:30	-	19:33	19:36	19:43	19:46	19:49	19:51	19:57
TRAIN	19:38	19:44	19:46	19:50	-	19:53	19:56	20:03	20:06	20:09	20:11	20:17
TRAIN	19:58	20:04	20:06	20:10	-	20:13	20:16	20:23	20:26	20:29	20:31	20:37
TRAIN	20:18	20:24	20:26	20:30	-	20:33	20:36	20:43	20:46	20:49	20:51	20:57
TRAIN	20:48	20:54	20:56	21:00	-	21:03	21:06	21:13	21:16	21:19	21:21	21:27
TRAIN	21:18	21:24	21:26	21:30	-	21:33	21:36	21:43	21:46	21:49	21:51	21:57
TRAIN	21:48	21:54	21:56	22:00	-	22:03	22:06	22:13	22:16	22:19	22:21	22:27
TRAIN	22:18	22:24	22:26	22:30	-	22:33	22:36	22:43	22:46	22:49	22:51	22:57
RBE/TRAIN	22:18	22:28	23:08	23:18	23:53	23:03	23:06	23:13	23:16	23:19	23:21	23:27
RBE/TRAIN	22:48	22:58	23:08	23:18	23:23	23:33	23:36	23:43	23:46	23:49	23:51	23:57
RBE/TRAIN	23:18	23:28	23:38	23:48	23:53	00:03	00:06	00:13	00:16	00:19	00:21	00:27
RBE/TRAIN	23:48	23:58	00:08	00:18	00:23	00:33	00:36	00:43	00:46	00:49	00:51	00:57
RBE/TRAIN	00:18	00:28	00:38	00:48	00:53	01:03	01:06	01:13	01:16	01:19	01:21	01:27
RBE/TRAIN	00:48	00:58	01:08	01:18	01:23	01:33	01:36	01:43	01:46	01:49	01:51	01:57

RBE = Rail Bus Eastern

- Customers paying in cash must purchase train tickets at a train station before boarding rail buses.
- Some rail buses cannot accommodate mobility scooters, bicycles, or larger personal items.
- Please make yourself visible to the bus driver and signal the driver to stop.
- AT HOP customers must tag-on when boarding a train or rail bus and tag-off when leaving the station or bus.
- Your AT HOP fare for combined bus and train trips will be calculated based on the start and end of your journey. The journey can use up to five bus or train trips within four hours, with a maximum transfer time of 30 minutes between each trip.
- Terms of use of AT HOP cards are available at [AT.govt.nz/ATHOP](http://AT.govt.nz/ATHOP).

**Rail Bus Services**  
Scheduled Bus services which replaces Train service between train stations destinations.

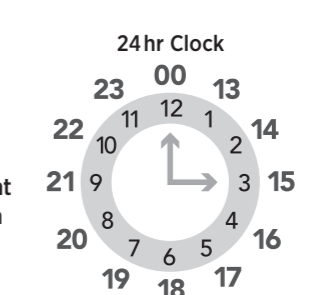
**Pedestrian Walkway**  
Walking access. Usually short distance between different Platforms or Bus Stops.

**Train service operating**  
These symbols indicate the location of the Train Stations and the Train line which is running as scheduled.

**Train service not operating**  
These symbols indicate the section of the Train line which are not operating a service. Rail Buses service available.

**Bus and Connecting Services**  
Regular services indicated above connect you to local interchanges and key destinations.

**Key Station or Connection Point**  
This symbol indicates a location to connect to other bus and train services.



**Public holidays.** On public holidays a Sunday timetable operates. When Waitangi Day (6 Feb) or Anzac Day (25 April) fall on a Saturday, normal Saturday timetables run.  
Disclaimer: Actual bus frequency may vary due to traffic, road conditions or other unplanned circumstances. This information is a true and accurate guide at the time of publication. However, Auckland Transport and its operators reserve the right to change services without notice. All travel is subject to the respective Operator's Conditions of Carriage. For clarification on all issues it is recommended you contact Auckland Transport.



Re-plan your journey on the **AT Mobile app** or **AT website**  
Scan the code or call us on 09 366 6400

